



CONTINUOUS HOT WATER

YOU CAN RELY ON



**CONDENSING
MODEL WITH
BUILT-IN
RECIRCULATION
COMING
SOON!**

RUUD® TANKLESS GAS WATER HEATERS

OFFER ENERGY-EFFICIENT HOT
WATER FOR YOUR CUSTOMER'S
HOME OR BUSINESS

Why Ruud® Tankless Gas Solutions?

WHY TANKLESS?

TANKLESS FEATURES

- Continuous hot water
- High energy efficiency
- Compact, space saving design
- Self diagnostic digital thermostat
- Precise temperature control
- No hot water storage
- Low operating costs
- High altitude installations to 10,000 ft – some models
- Low NOx emissions – all models
- Indoor and outdoor models available



TANK TYPE FEATURES

- Low first cost
- Low installation cost
- No electricity required
- Large variety of sizes available
- Flow rates of 12gpm and up
- High altitude installations to 10,000 ft.
- Low NOx emissions – some models



WHY RECIRCULATION?



By circulating hot water from the tankless unit, through the home's plumbing it can be ready at the faucet when needed.

Benefits include:

- Hot water without the wait or the waste
- On-demand or timer based pump activation means hot water ready at the tap when you need it
- The average household can save up to 12,000 gallons of water per year¹
- Meets regional water saving regulations

WHY CONNECTED WATER HEATERS?



Any Ruud tankless water heater from 2010 to present can be connected to EcoNet for smart home integrated features, including:

- Water leak detection and system shut off (indoor models only)
- Mobile alerts for notifications/maintenance reminders
- Mobile gas and water usage reports
- Integration with NEST & WINK smart home systems



¹ Savings per News Bulletin released by the United States Department of Energy / Oak Ridge National Laboratory, November 2002 on study on water and energy savings in residential homes using Hot Water Recirculating System.

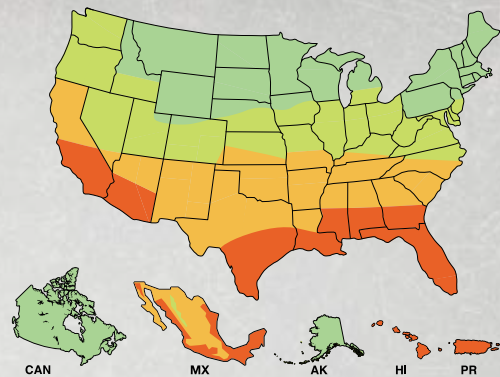
Selecting the Right Solution is as Easy as 1, 2, 3

HELP YOUR CUSTOMERS START SAVING TODAY

Learn more at ruud.com/tanklessreliable or ask your local distributor

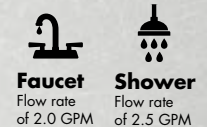


- 1 Consider customer location**
- 2 Assess their hot water needs**
- 3 Review inlet temperature and recommend the best model for your customer**



Mid-Efficiency		Inlet Temperature 37-470		Inlet Temperature 47-570		Inlet Temperature 57-620		Inlet Temperature 62-770	
Models rated at:	Indoor Model #	Average GPM	Approximate Usage	Average GPM	Approximate Usage	Average GPM	Approximate Usage	Average GPM	Approximate Usage
160,000 BTU/h	RUTG-70DVLN-1 RUTG-70XLN-1	3.5	🚿	4.0	🚿🚿	4.5	🚿🚿	5.5	🚿🚿🚿
180,000 BTU/h	RUTG-84DVLN-1 RUTG-84XLN-1	3.8	🚿	4.3	🚿🚿	5.1	🚿🚿	6.1	🚿🚿🚿
199,900 BTU/h	RUTG-95DVLN-1 UTG-95XLN-1	4.1	🚿🚿	4.7	🚿🚿	5.5	🚿🚿	6.6	🚿🚿🚿

USAGE KEY



Inlet Temperature:
The temperature of cold water before it enters your water heater.

GPM: Gallons Per Minute
Approximate Usage:
The number of faucets and/or showers this model will serve based on a temperature setting of 120°F. Flow rates vary depending on temperature of incoming cold water and water heater set temperature.

High Efficiency		Inlet Temperature 37-470		Inlet Temperature 47-570		Inlet Temperature 57-620		Inlet Temperature 62-770	
Models rated at:	Indoor Model #	Average GPM	Approximate Usage	Average GPM	Approximate Usage	Average GPM	Approximate Usage	Average GPM	Approximate Usage
157,000 BTU/h	RUTGH-84DVLN-1 RUTGH-84XLN-1	3.9	🚿🚿	4.3	🚿🚿	5.0	🚿🚿	6.0	🚿🚿🚿
180,000 BTU/h	RUTGH-90DVLN-1 RUTGH-90XLN-1	4.5	🚿🚿	4.9	🚿🚿	5.8	🚿🚿🚿	6.9	🚿🚿🚿
199,900 BTU/h	RUTGH-95DVLN-1 RUTGH-95XLN-1	5.0	🚿🚿	5.5	🚿🚿🚿	6.4	🚿🚿🚿	7.7	🚿🚿🚿

High Efficiency with Built-in Recirculation		Inlet Temperature 37-470		Inlet Temperature 47-570		Inlet Temperature 57-620		Inlet Temperature 62-770	
Models rated at:	Indoor Model #	Average GPM	Approximate Usage	Average GPM	Approximate Usage	Average GPM	Approximate Usage	Average GPM	Approximate Usage
180,000 BTU/h	RUTGH-RH10DVL	4.3	🚿🚿	5.0	🚿🚿	5.8	🚿🚿🚿	6.9	🚿🚿🚿
199,900 BTU/h	RUTGH-RH11DVL	4.8	🚿🚿	5.5	🚿🚿🚿	6.4	🚿🚿🚿	7.7	🚿🚿🚿

COMING SOON!

Models with **DV** are Indoor Direct Vent units. Models with **X** are Outdoor units. Replace the **N** (Natural Gas) in the model numbers with a **P** for Liquid Propane models.

*Based on simultaneous showers using a 2.5 GPM flow rate & faucets using a 2.0 GPM flow rate, both pre-mixed with cold water line to 105°F. Flow rates vary depending on temperature of incoming cold water and water heater set temperature. Number of showers and faucets vary depending on maximum flow rates of shower heads and faucets. Usage can include other appliances instead of showers and faucets.

Ruud® Ultra™ Series with Built-in Recirculation

High Efficiency Tankless Gas Water Heating Solutions

COMING SOON!



BUILT-IN RECIRCULATION PROVIDES INSTANT HOT WATER AT THE TAP¹ AND REDUCES WATER WASTE

Available in indoor direct vent models, the new RuudUltra Low NOx, High Efficiency Condensing Tankless series with built-in recirculation saves time on install with built-in pump and reduces water waste.



LOWER INSTALLATION COSTS

Installs with 2" and 3" Schedule 40 PVC venting, which is easier to work with and lower cost than stainless steel, saving you money and time





BUILT-IN RECIRCULATION PUMP

Circulates hot water from the water heater and returns the cold water that would normally run down the drain, back through the plumbing, allowing hot water to be ready at the tap without any cold water being wasted

VENT
UP TO
50 FT.
WITH
2 INCH
PVC

ENERGY
SAVINGS UP TO
\$1,100²

Energy Factor	.94 UEF
Venting Type	Vents with Schedule 40 PVC, CPVC, PP
Dimensions	28.7" H x 17.3" W x 14.8" D
Weight	85 lbs.
Warranty	Heat Exchanger: 12 Years Residential; 5 Years Commercial
	Parts: 5 Years
	Labor: 1 Year
Ultra Low NOx	All Natural Gas Models
High Altitude	Up to 10,000 ft.

Description	180,000 BTU Max.	199,000 BTU Max.
 Indoor Direct Vent – Nat. Gas	RUTGH-RH10DVLN	RUTGH-RH11DVLN
 Indoor Direct Vent – LP. Gas	RUTGH-RH10DVLP	RUTGH-RH11DVLP

COMING
SOON!


¹ Individual results may vary.

² Based on comparison against 50-gallon tank type model with like fuel type. Savings based on Natural gas model; Savings higher for liquid propane models. ² Individual results may vary.

INDOOR DIRECT VENT



BOTTOM VIEW



SAVE TIME

- 1 Vents with PVC**
Vents up to 50 ft. with 2" and up to 100 ft. with 3" PVC saving time and money
- 2 Common Venting**
Vent two units together for fewer wall penetrations
- 3 Power Venting**
Vent single units using room air intake for more flexible installs¹
- 4 Half-Inch Gas Line Compatible**
Convert homes easily from tank to tankless without the need to upgrade existing gas lines up to 24 ft²
- 5 Perfect for Replacement**
With dedicated programming for installs without a return line, a crossover valve can be used to turn the existing cold water pipe into a return



INSTALL MORE

- 6 Instant Hot Water³**
Recirculation pump circulates hot water from the water heater through the home, keeping it ready at the tap when needed
- 7 Save Water**
Save up to 12,000 gallons of water wasted down the drain each year waiting for it to get hot⁴
- 8 Timer-Based Pump Activation**
Option to program pump activation at specific times of day to make sure hot water is always ready when needed
- 9 Auto-Learn Programming**
This setting will track water usage over a period of time and auto-program recirculation to meet hot water needs at peak times
- 10 Preheat Mode & Internal Recirculation**
Pumping water through the heat exchanger in an internal loop, the unit can maintain consistent performance and prevent cold water bursts
- 11 Water & Gas Leak Detection**
Will shut down the unit and provide an error code

¹ For all venting installations, refer to ANSI Z223.1/NFPA 54, as well as applicable local building codes.

² Based on Ruud testing of 1/2" gas line with gas supply of 7" w.c. up to 24'; Installation conditions vary; Consult the Ruud® Use and Care Manual, the Ruud® Gas Piping Facts brochure (TKR-GPF-12), the National Fuel Gas Code (NFPA 54, ANSI Z223.1), and any other local gas codes when installing a Ruud Tankless Water Heater.

³ Individual results may vary.

⁴ Savings per News Bulletin released by the United States Department of Energy / Oak Ridge National Laboratory, November 2002 on study on water and energy savings in residential homes using Hot Water Recirculating System.

Ruud® Ultra™ Series

High Efficiency Tankless Gas Water Heating Solutions

MAXIMUM WATER AND ENERGY SAVINGS, PLUS KEEPS INSTALL COSTS TO A MINIMUM

Available in both indoor and outdoor models, Ruud Ultra Low NOx, High Efficiency Tankless solutions are loaded with features to save on installation costs, time and servicing—while saving homeowners more money, water and space.



ENERGY
SAVINGS UP TO
\$1,100¹



LOWER INSTALLATION COSTS

Installs with 2", 3" and 4" Schedule 40 PVC venting, which is easier to work with and lower cost than stainless steel, saving you money and time







BUILT-IN CONDENSATE NEUTRALIZER

Safely dispose of condensate without extra installation cost and time

Energy Factor	.93 UEF
Venting Type	Vents with Schedule 40 PVC
Dimensions	27-1/2" H x 18-1/2" W x 9-3/4" D
Weight	82 lbs.
Warranty	Heat Exchanger: 12 Years Residential; 5 Years Commercial
	Parts: 5 Years
	Labor: 1 Year
Ultra Low NOx	All Natural Gas Models


NEW MODELS WITH ECONET INCLUDED

Description	199,900 BTU Max.
 EcoNet WiFi Included: Indoor Direct Vent – Nat. Gas	RUTGH-95DVELN-1
 Indoor Direct Vent – LP. Gas	RUTGH-95DVLP-1
 Outdoor – Nat. Gas	RUTGH-95XELN-1
 Outdoor – LP Gas	RUTGH-95XELP-1

Description	157,000 BTU Max.	180,000 BTU Max.	199,900 BTU Max.
Indoor Direct Vent – Nat. Gas	RUTGH-84DVLN-1	RUTGH-90DVLN-1	RUTGH-95DVLN-1
Indoor Direct Vent – LP. Gas	RUTGH-84DVLP-1	RUTGH-90DVLP-1	RUTGH-95DVLP-1
Outdoor – Nat. Gas	RUTGH-84XLN-1	RUTGH-90XLN-1	RUTGH-95XLN-1
Outdoor – LP Gas	RUTGH-84XLP-1	RUTGH-90XLP-1	RUTGH-95XLP-1

¹ Based on comparison against 50-gallon tank type model with like fuel type. Savings based on Natural gas model; Savings higher for liquid propane models.

INDOOR DIRECT VENT



SAVE TIME


- 1 PVC Venting Compatible**
Vent with 2", 3" and 4" PVC, saving time and money
- 2 Easy To Service**
Access all parts of the heater with just a Phillips-head screwdriver
- 3 Built-In Condensate Neutralizer**
Industry First!
Safely dispose of condensate without extra installation cost and time
- 4 Half-Inch Gas Line Compatible up to 24 ft.¹**
Saves money and time on installation to an existing system
- 5 Freeze Protection**
Industry Best!
Ceramic heaters on copper pipes protect from 40°F to -30°F, allowing outdoor installation

INSTALL MORE

- 6 Hot Start Programming**
EXCLUSIVE
Minimizes cold water bursts by staying in ready-fire state for back-to-back hot water needs
- 7 Overheat Film Wrap**
EXCLUSIVE
Safety feature prevents dangerous temperatures allowing industry-best, 1/2" side-to-side clearance to combustibles
- 8 Water Savings Setting**
EXCLUSIVE
Can save up to 1,100 gal/year by reducing water flow at tap until set temperature is achieved (optional)
- 9 Low Flow Activation**
Industry Best!
Minimum flow rate of .26 GPM and activation flow rate of .40 GPM ensures hot water in low demand situations
- 10 Six Stage Modulating Burner**
Tight control over burner energy efficiency
- 11 EcoNet[®] Enabled**
All models from 2010 to present can connect to EcoNet mobile app via Tankless EcoNet Accessory Kit (REWRA630TWH)



OUTDOOR



¹ Based on Ruud testing of 1/2" gas line with gas supply of 7" w.c. up to 24'; Installation conditions vary; Consult the Ruud[®] Use and Care Manual, the Ruud[®] Gas Piping Facts brochure (TKR-GPF-12), the National Fuel Gas Code (NFPA 54, ANSI Z223.1), and any other local gas codes when installing a Ruud Tankless Water Heater.

Ruud® Achiever Plus™ Series

Mid-Efficiency Tankless Gas Water Heating Solutions



ENERGY EFFICIENCY AND SAFETY FEATURES, PLUS SAVINGS ON INSTALLATION

Available in both indoor and outdoor models, our Mid-Efficiency solutions are not only designed to save costs and time on installation and service, but also offer smart energy savings and safety features customers love.

Energy Factor	.82 UEF: Indoor .81 UEF: Outdoor
Venting Type	Vents with 3"/5" stainless steel concentric vent system, (sold separately)
Dimensions	25-5/8" H x 13-7/8" W x 9-7/8" D (Indoor) 23-5/8" H x 13-7/8" W x 8-7/8" D (Outdoor)
Weight	54 lbs.
Warranty	Heat Exchanger: 12 Years Residential; 5 Years Commercial
	Parts: 5 Years
	Labor: 1 Year
Ultra Low NOx	All Natural Gas Models

ENERGY SAVINGS UP TO **\$800**¹

NEW MODELS WITH ECONET INCLUDED

Description	199,900 BTU Max.
EcoNet WiFi Included: Indoor Direct Vent – Nat. Gas	RUTG-95DVLN-1
EcoNet WiFi Included: Indoor Direct Vent – LP Gas	RUTG-95DVLP-1
EcoNet WiFi Included: Outdoor – Nat. Gas	RUTG-95XLN-1
EcoNet WiFi Included: Outdoor – LP Gas	RUTG-95XLP-1



MODEL WITH BUILT-IN RECIRCULATION PUMP COMING SOON

RECIRCULATION SAVES UP TO **12,000 GALLONS** WATER/YEAR²




Description	150,000 BTU Max.	180,000 BTU Max.	199,900 BTU Max.
Indoor Direct Vent – Nat. Gas	RUTG-64DVLN-1	RUTG-84DVLN-1	RUTG-95DVLN-1
Indoor Direct Vent – Nat. Gas with Recirculation Pump	–	–	RUTG-RC95DVLN-1
Indoor Direct Vent – LP Gas	RUTG-64DVLP-1	RUTG-84DVLP-1	RUTG-95DVLP-1
Indoor Direct Vent – LP Gas with Recirculation Pump	–	–	RUTG-RC95DVLP-1
Outdoor – Nat. Gas	RUTG-64XLN-1	RUTG-84XLN-1	RUTG-95XLN-1
Outdoor – LP Gas	RUTG-64XLP-1	RUTG-84XLP-1	RUTG-95XLP-1


¹ Based on comparison against 50-gallon tank type model with like fuel type. Savings based on Natural gas model; Savings higher for liquid propane models.

² Savings per News Bulletin released by the United States Department of Energy / Oak Ridge National Laboratory, November 2002 on study on water and energy savings in residential homes using Hot Water Recirculating System.

INDOOR DIRECT VENT



OUTDOOR



SAVE TIME

- 1 Easy To Service**
Access all parts of the heater with just a Phillips-head screwdriver
- 2 Half-Inch Gas Line Compatible up to 24 ft.¹**
Saves money and time on installation to an existing system
- 3 Freeze Protection**
Industry Best!
Ceramic heaters on copper tubes protect from 40°F to -30°F allowing outdoor installation
- 4 Maintenance Notification Setting**
EXCLUSIVE
Alerts homeowners after 500 hours of use (about one year - 1½ years) to call for service extending the life of the water heater (optional)



Remote control included with all tankless gas water heaters

INSTALL MORE

- 5 Hot Start Programming**
EXCLUSIVE
Minimizes cold water sandwich by staying in ready-fire state for back-to-back hot water needs
- 6 Overheat Film Wrap**
EXCLUSIVE
Safety feature prevents dangerous temperatures allowing industry-best, side-to-side clearance to combustibles
- 7 Water Savings Setting**
EXCLUSIVE
Can save up to 1,100 gal/year by reducing water flow at tap until set temperature is achieved (optional)
- 8 Low Flow Activation**
Industry Best!
Minimum flow rate of .26 GPM and activation flow rate of .40 GPM ensures hot water in low demand situations
- 9 Six Stage Modulating Burner**
Tight control over burner energy efficiency
- 10 EcoNet® Enabled**
All models from 2010 to present can connect to EcoNet mobile app via Tankless EcoNet Accessory Kit (REWRA630TWH)



¹ Based on Ruud testing of 1/2" gas line with gas supply of 7" w.c. up to 24'; Installation conditions vary; Consult the Ruud® Use and Care Manual, the Ruud® Gas Piping Facts brochure (TKR-GPF-12), the National Fuel Gas Code (NFPA 54, ANSI Z223.1), and any other local gas codes when installing a Ruud Tankless Water Heater.

Commercial Tankless Solutions

COMING SOON!

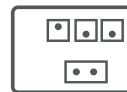
DELIVERING ENERGY SAVINGS, FLEXIBILITY & SUPPORT

Introducing a dedicated water heating solution for businesses with all the Ruud tankless advantages, plus:

- Thermal Efficiency of up to 96%
- Built-in maximum temperature setting of 185°F
- Common venting options for indoor natural gas models
- Manifold control models for linking up to 20 units with no added accessories
- Service valves included



Now
Manifold
Control Ready
& Common Vent
Compatible



Manifold Control Ready

To create a load sharing system, the factory-installed manifold controller allows up to 20 units to be connected—in daisy chain fashion—via an included cable. Once connected, the system is load balanced, which creates redundancy—so if one heater goes down, the business can stay up and running.



Description	Commercial Tankless	Commercial Tankless WITH Manifold Control
Indoor Direct Vent – Nat. Gas	RUTGH-C95DVLN	RUTGH-C <u>M</u> 95DVLN
Indoor Direct Vent – LP Gas	RUTGH-C95DVLP	RUTGH-C <u>M</u> 95DVLP
Outdoor – Nat. Gas	RUTGH-C95XLN	RUTGH-C <u>M</u> 95XLN
Outdoor – LP Gas	RUTGH-C95XLP	RUTGH-C <u>M</u> 95XLP

¹ According to a 2016 survey of tankless contractors by Hanover Research on behalf of Ruud.

CONTROL YOUR TANKLESS SYSTEM

Ruud's new line of commercial tankless solutions includes four options with a factory-installed manifold control translator for connecting up to 20 units – in daisy-chain configuration – via included manifold control cable. Once manifolded, the tankless water heaters balance the workload as a system.



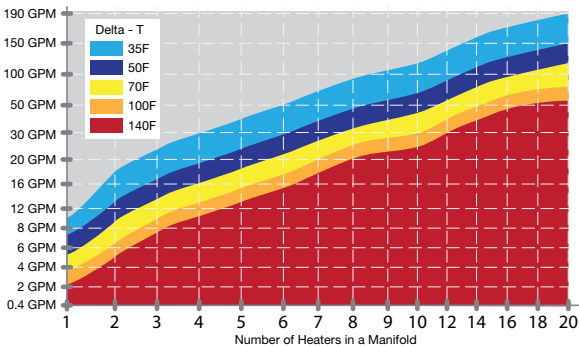
LESS DOWNTIME

Having multiple units working together creates redundancy, so if one tankless water heater goes down, your customer's business stays up and running.

Tankless Multi-Unit Flow Rates

Manifold QTY	Total System BTU based on 199,900 Btu per Unit	Total System Gallons Per Minute (GPM) - Per Temperature Rise (ΔT)											
		35	45	50	60	70	77	80	90	100	110	120	140
1	199,900	9.5	8.4	7.5	6.3	5.4	4.9	4.7	4.2	3.8	3.4	3.1	2.7
2	399,800	19.0	16.7	15.0	12.5	10.7	9.8	9.4	8.4	7.5	6.8	6.3	5.4
3	599,700	28.5	25.1	22.5	18.8	16.1	14.6	14.1	12.5	11.3	10.2	9.4	8.1
4	799,600	38.0	33.4	30.1	25.1	21.5	19.5	18.8	16.7	15.0	13.7	12.5	10.7
5	999,500	47.5	41.8	37.6	31.3	26.8	24.4	23.5	20.9	18.8	17.1	15.7	13.4
6	1,199,400	57.0	50.1	45.1	37.6	32.2	29.3	28.2	25.1	22.5	20.5	18.8	16.1
7	1,399,300	66.5	58.5	52.6	43.8	37.6	34.2	32.9	29.2	26.3	23.9	21.9	18.8
8	1,599,200	76.0	66.8	60.1	50.1	42.9	39.0	37.6	33.4	30.1	27.3	25.1	21.5
9	1,799,100	85.5	75.2	67.6	56.4	48.3	43.9	42.3	37.6	33.8	30.7	28.2	24.2
10	1,999,000	95.0	83.5	75.2	62.6	53.7	48.8	47.0	41.8	37.6	34.2	31.3	26.8
11	2,198,900	104.5	91.9	82.7	68.9	59.1	53.7	51.7	45.9	41.3	37.6	34.4	29.5
12	2,398,800	114.0	100.2	90.2	75.2	64.4	58.6	56.4	50.1	45.1	41.0	37.6	32.2
13	2,598,700	123.5	108.6	97.7	81.4	69.8	63.4	61.1	54.3	48.9	44.4	40.7	34.9
14	2,798,600	133.0	116.9	105.2	87.7	75.2	68.3	65.8	58.5	52.6	47.8	43.8	37.6
15	2,998,500	142.5	125.3	112.7	94.0	80.5	73.2	70.5	62.6	56.4	51.2	47.0	40.3
16	3,198,400	152.0	133.6	120.3	100.2	85.9	78.1	75.2	66.8	60.1	54.7	50.1	42.9
17	3,398,300	161.5	142.0	127.8	106.5	91.3	83.0	79.9	71.0	63.9	58.1	53.2	45.6
18	3,598,200	171.0	150.3	135.3	112.7	96.6	87.9	84.6	75.2	67.6	61.5	56.4	48.3
19	3,798,100	180.5	158.7	142.8	119.0	102.0	92.7	89.3	79.3	71.4	64.9	59.5	51.0
20	3,998,000	190.0	167.0	150.3	125.3	107.4	97.6	94.0	83.5	75.2	68.3	62.6	53.7

Tankless Multi-Unit Flow Rate Curve





Ruud® Parts & Accessories

for use with RUTG & RUTGH series (excluding -RH models)

SEE THE
TANKLESS
PARTS AND
ACCESSORIES
CATALOG
FOR MORE
OPTIONS



Outdoor Recess Box

Mount an outdoor unit into the wall, flush with the outside of the home.

- RTG20226 - Fits RUTGH X Series
- RTG20218 - Fits RUTG X Series
- RTG20253 - For Stucco - Fits RUTGH X Series

Cosmetic Pipe Covers

Enhance the installation of the water heater and provides protection from tampering and weather.

- RTG20227 - Fits RUTGH DV or X Series
- RTG20217DVG - Fits RUTG DV Series
- RTG20217XG - Fits RUTG X Series



Remote Controls

- RTG20006DW - UMC-117 - Main
- RTG20006DU - USC1-117 - Bath
- RTG20006DV - USC2-117 - Second Bath
- RTG20009-1 - 10' - Thermostat Wire 1 pair 18AWG

One remote is included with each unit



ECONET® SMART HOME

EcoNet® WiFi Kit

Provides remote access to tankless unit from mobile app

- REWRA630TWH – EcoNet Translator and WiFi Kit for tankless water heaters

CONNECTING MULTIPLE UNITS

EZ-Link™ Cable

Connect two tankless water heaters to operate as a single unit

- RTG20040 - 6-ft. Cable with Connectors and Support Clamps



MIC-6 Manifold Controller System

Kit mounts inside a single tankless unit and connects to up to 5 additional units for a total of 6.

- RTG20213A - Includes (1) 1-ft. control cable and (1) 6-ft. control cable

MIC-185 Manifold Controller System

- RTG20126A - Manifold and control up to 6 tankless models. Includes installation cabinet for indoor or outdoor applications



MICS-180 Manifold Controller Expansion Card

- RTG20126B - Add on to the MIC-185 to expand up to 20 unit systems. Mounts inside MIC-185 cabinet. Includes cables to connect to the MIC-185 board



Manifold Control Cables (Type K)

One cable required for each tankless unit connected to the MIC 180.

- RTG20126C - Cable - MIC-K-16, 16-ft. Control Cable



Recirculation Pump Kit – Timer Based

- AP17920 - Kit contains: (1) Taco Genie® 0015 recirculation pump with internal check valve, (2) Stainless steel flanges and flange gaskets, (4) 7/16" – 14 Bolts



Recirculation Pump Kit – On Demand

- AP18403 - On demand pump kit - standard
- AP18537 - On demand pump kit - under sink



Ruud® Parts & Accessories

for use with RUTG-RC models with built-in recirculation



Push Button
Wired Push Button For On Demand Activation or Recirculation Pump

- **SP20863**



Remote Receiver and Transmitter Kit
Wireless Remote Transmitter Kit For On Demand Activation of Recirculation Pump

- **SP20861**



Motion Sensor Kit
Motion Sensor Kit For On Demand Activation of Recirculation Pump

- **SP20862**



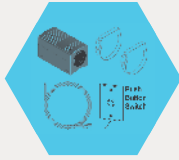
Ruud® Parts & Accessories

for use with RUTGH-RH models with built-in recirculation




Condensate Neutralizer
For safe disposal of condensate (check your local plumbing codes)

- **SP12151**



On-Demand Activation Accessory
Converts timer based pump to on-demand activation, with included wall switch

- **RTG20941**



Quick Connect Cable
For 2 unit manifolding (Coming Soon)

- **SP20892**

PARTS AND ACCESSORIES FOR USE WITH ANY TANKLESS MODEL



AllClear™ Water Treatment System
Combat hard water and scale build up

- **RTG20251** - AllClear™ Water Treatment System
- **RTG20252** - Replacement Cartridge



Flush Kit
Connects to the service valves for an easy way to de-scale your tankless water heater.

- **RTG20214** - Includes pump, hoses and 5-gallon bucket



Service Valves
Webstone®-Brand

- **RTG20220AB** - Clean Brass for Low Lead Code - Includes cold and hot water set and pressure relief valve



Crossover Valve
Converts cold water line into recirculation return for use with built-in recirculation models or accessory pumps

- **RTG20285**

NEW EZ-RACK™ KIT

Mounts easily to a wall or free standing. Additional kits to hold any number of units. Assembles easily on the jobsite in under 10 minutes.

- **RTG20304**



Tankless Venting

Complete Your Installation with Ruud® Venting Components and Accessories

Venting for Condensing Tankless RUTGH Series

PVC Termination Kits | Allow for an aesthetic and easy installation



Horizontal or Vertical Concentric Termination

Combines a two-pipe vent system to a single, concentric through-the-wall or roof penetration. Designed for two-pipe direct vent, fits PVC or CPVC venting. Installed dimensions: 39"H x 7-1/4"D

- **SP20245** - For 3" PVC Venting



Horizontal Vent Termination

Low profile design for two-pipe direct vent, fits PVC or CPVC venting. Installed dimensions: 11-3/4"W x 8"W x 2-1/2"D

- **SP20286** - For 3" PVC Venting
- **SP20285** - For 2" PVC Venting

Venting for Mid Efficiency Tankless RUTG Series

Stainless Steel Vent System | 3" x 5" Concentric Category III Metal Fab



Horizontal Vent Kit

Low profile cone design for concentric direct vent systems. Includes 90° elbow, short, low-profile termination and installation screws.

- **RTG20231** - Up to 6" walls
- **RTG20234** - Up to 8" walls

Economy Vent Kit

- **RTG20210** - Up to 10" walls



Vertical Termination Kit

Concentric direct vent systems. Stainless steel and galvanized construction. Includes vertical termination cap, storm collar, 6-12 pitch roof flashing and installation screws. Vent pipe not included.

- **RTG20211** - Vertical Vent Kit

Additional venting and accessories are available. See Catalog for details.

Stainless Steel Metal Fab Venting Components and Accessories



90° Elbow

8.1" rise – 8.1" run

- **RTG20151A-1**



45° Elbow

8.6" rise – 3" run

- **RTG20151B-1**



Wall Hanger

2-point pivot mounting

- **RTG20151H**



Wall Thimble

17" wide for up to 6" deep walls, with drywall and stucco rings, ideal for new construction

- **RTG20151Z**



6" Vent Length

5.66" overall length

- **RTG20151W**

12" Vent Length

11.66" overall length

- **RTG20151R**

24" Vent Length

23.66" overall length

- **RTG20151C-1**

36" Vent Length

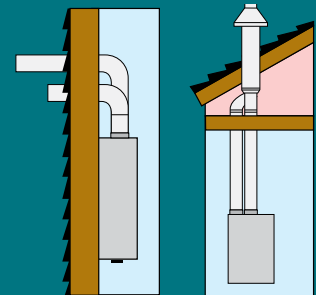
35.66" overall length

- **RTG20151D-1**

VENTING OPTIONS AND INSTALLATIONS

All indoor tankless units must be vented vertically or horizontally to the outdoors using manufacturer approved venting material. See the installation instructions for each specific model. (ULCS636 Pipe must be used for Canada.)

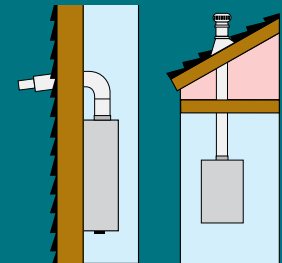
PVC Vent System



INDOOR
Horizontal vent termination

INDOOR
Vertical vent termination

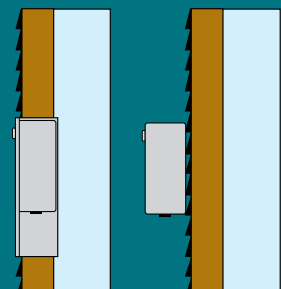
3"/5" Concentric Vent System



INDOOR
Horizontal vent termination

INDOOR
Vertical vent termination

Outdoor



OUTDOOR*
Recess box installation

OUTDOOR*
installation

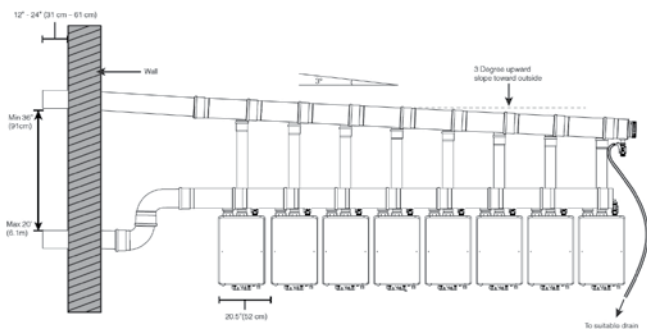
Venting details, including clearances and diagrams can be found in the "Use & Care Manual" of Ruud indoor tankless water heaters.

* Outdoor units do not require venting materials.

Ruud® Commercial Tankless Common Venting

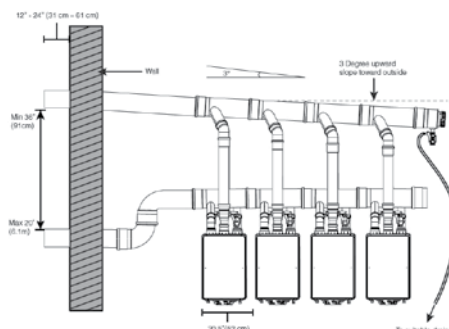
Header kits include all required venting pieces to connect multiple units. Additional vent run accessories are required to complete installation. Common venting header kits are available for inline or back to back installations, direct vent or room air intake options, using 6", 8" and 10" trunk diameters.

Inline Header Kits



Trunk Diameter	Number of units	Direct Vent Part No.	Room Air Part No.
6"	2	SP20906A	SP20907A
	3	SP20906B	SP20907B
	4	SP20906C	SP20907C
8"	2	SP20908A	SP20909A
	3	SP20908B	SP20909B
	4	SP20908C	SP20909C
	5	SP20908D	SP20909D
	6	SP20908E	SP20909E
	7	SP20908F	SP20909F
	8	SP20908G	SP20909G
10"	2	SP20910A	SP20911A
	3	SP20910B	SP20911B
	4	SP20910C	SP20911C
	5	SP20910D	SP20911D
	6	SP20910E	SP20911E
	7	SP20910F	SP20911F
	8	SP20910G	SP20911G
	9	SP20910H	SP20911H
	10	SP20910J	SP20911J

Back to Back Header Kits



Trunk Diameter	Number of units	Direct Vent Part No.	Room Air Part No.
6"	2	SP20912A	SP20913A
	3	SP20912B	SP20913B
	4	SP20912C	SP20913C
8"	2	SP20914A	SP20915A
	3	SP20914B	SP20915B
	4	SP20914C	SP20915C
	5	SP20914D	SP20915D
	6	SP20914E	SP20915E
	7	SP20914F	SP20915F
	8	SP20914G	SP20915G
	10"	2	SP20916A
3		SP20916B	SP20917B
4		SP20916C	SP20917C
5		SP20916D	SP20917D
6		SP20916E	SP20917E
7		SP20916F	SP20917F
8		SP20916G	SP20917G

NOTE: Diagrams illustrate direct vent and horizontal exhaust. Room air intake and vertical exhaust configuration also available, but not pictured.

Vent Run Accessories

Image No.	Part Description	6"	8"	10"
1	Air Intake Branch Tee	SP20918AD	SP20918L	SP20918AE
2	87 Degree Elbow	SP20918BE	SP20918M	SP20918BM
3	45 Degree Elbow	SP20918BF	SP20918N	SP20918BN
4	Straight Pipe, 1'	SP20918BG	SP20918P	SP20918BP
5	Straight Pipe, 2'	SP20918BH	SP20918R	SP20918BR
6	Straight Pipe, 3'	SP20918BJ	SP20918S	SP20918BS
7	Straight Pipe, 6'	SP20918BK	SP20918T	SP20918BT
8	90 Degree Elbow Vertical Support	SP20918BL	SP20918U	SP20918BU
9	Bird Screen SS	SP20918AY	SP20918V	SP20918AZ
10	Tee Termination	SP20918BA	SP20918W	SP20918BB
11	Support Clamp	SP20918AW	SP20918AA	SP20918AX

More information coming soon.



RUUD® FINANCING PARTNERSHIP

Don't let limited cash-on-hand keep you from being comfortable.

The Ruud KwikComfort® Financing program makes it easy to find a financing option that works for you! With many options and benefits available, KwikComfort® Financing is the best way to get the home comfort you need without the wait.



PROTECH®

PROTECH® Service & Parts Kit

These kits, designed with the contractor in mind, provide all the basic parts necessary for a complete repair of a Ruud tankless gas water heater.

- **PROTECH PD966349**
Mid-Efficiency Direct Vent Models
- **PROTECH PD966350**
Mid-Efficiency Outdoor Models
- **PROTECH PD966351**
Condensing Models (excluding –RH models)

CONTACT US

Customer Service, Warranty, Parts **800-621-5622**
 Tankless Support **866-720-2076**
 Technical Service **800-HEATER3**
 (800-432-8373)

Visit us online at ruud.com/tanklessreliable
 or see your local distributor.

All Ruud Tankless Water Heaters meet or exceed ANSI requirements and have been tested according to D.O.E. procedures. Units meet or exceed the energy efficiency requirements of NAECA, ASHRAE, standard 90, ICC Code and all state energy efficiency performance criteria. All units meet or exceed SCAQMD rule 1146.2 for California Emission Requirements.

In keeping with its policy of continuous progress and product improvement, Ruud reserves the right to make changes without notice.



Ruud Water Heating
 1115 Northmeadow Parkway, Suite 100
 Roswell, Georgia 30076

Ruud.com

Printed in U.S.A. 12/17 WP 101R-66-10 Rev. 17

