



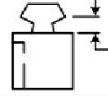


RAYTHERM® MODEL NUMBER IDENTIFICATION GUIDE

(For models produced from 1982 through 1997 only)

 NATL. BD. 389168 CERTIFIED BY RAYPAK, INC. OXNARD, CALIFORNIA MAX W.P. WATER 160 PSI	HOT WATER BOILER FOR EITHER INDOOR OR OUTDOOR INSTALLATION AS SHOWN BELOW		FOR INSTALLATION ON NON-COMBUSTIBLE FLOORS ONLY * FOR INSTALLATION ON COMBUSTIBLE FLOORING ONLY WHEN INSTALLED ON SPECIAL BASE PART NUMBER																																
	BTU/HR. INPUT 627,000 MFR. SERIAL NO. 1411389168 MIN RELIEF VALVE CAP 514 LBS/HR HEATING SURFACE 51 SQ. FT. BOILER HEATING SURFACE SQ. FT. EXTENDED HEATING SURFACE 4.99 SQ. FT. WATERWALL MAX WATER TEMP 250 ° F	MIN. CLEARANCES FROM COMBUSTIBLE CONSTRUCTION <table border="1"> <tr> <td>INDOOR ALCOVE</td> <td>OUTDOOR</td> </tr> <tr> <td>RIGHT SIDE 6"</td> <td>RIGHT SIDE 6"</td> </tr> <tr> <td>LEFT SIDE 18"</td> <td>LEFT SIDE 18"</td> </tr> <tr> <td>BACK 12"</td> <td>BACK 12"</td> </tr> <tr> <td>TOP 36"</td> <td></td> </tr> </table>		INDOOR ALCOVE	OUTDOOR	RIGHT SIDE 6"	RIGHT SIDE 6"	LEFT SIDE 18"	LEFT SIDE 18"	BACK 12"	BACK 12"	TOP 36"		<table border="1"> <tr> <td>MODEL</td> <td>PART NO.</td> <td>MODEL</td> <td>PART NO.</td> </tr> <tr> <td>334</td> <td>056197</td> <td>624</td> <td>056200</td> </tr> <tr> <td>404</td> <td>056198</td> <td>724</td> <td>056201</td> </tr> <tr> <td>514</td> <td>056199</td> <td>824</td> <td>056202</td> </tr> </table>	MODEL	PART NO.	MODEL	PART NO.	334	056197	624	056200	404	056198	724	056201	514	056199	824	056202					
INDOOR ALCOVE	OUTDOOR																																		
RIGHT SIDE 6"	RIGHT SIDE 6"																																		
LEFT SIDE 18"	LEFT SIDE 18"																																		
BACK 12"	BACK 12"																																		
TOP 36"																																			
MODEL	PART NO.	MODEL	PART NO.																																
334	056197	624	056200																																
404	056198	724	056201																																
514	056199	824	056202																																
BTU/HR. OUTPUT 514,140 BTU/HR. INPUT 627,000 MIN INPUT RATE 0 BTU/HR. GAS NAT MODEL NO. H3-0624A CATEGORY 1 BOILER ACCEPTED FOR USE CITY OF NEW YORK DEPARTMENT OF BUILDINGS MEA#: 407-88-E ANS Z21.13a*CSA 4.9a-2010	TOP UNOBSTRUCTED FOR SERVICING, PROVIDE AT LEAST 24" OF UNOBSTRUCTED CLEARANCE IN FRONT OF UNIT.		APPROPRIATE VENT KIT MUST BE INSTALLED. SEE INSTALLATION INSTRUCTIONS.																																
  LOW PRESSURE BOILER CRN 6361.2C p/n: 900808	<table border="1"> <tr> <td></td> <td>NAT</td> <td>LPG</td> </tr> <tr> <td>MAX. PERMISSIBLE GAS SUPPLY PRESSURE</td> <td>14"W.C.</td> <td>14"W.C.</td> </tr> <tr> <td>MIN. PERMISSIBLE GAS SUPPLY PRESSURE FOR PURPOSE OF INPUT ADJUSTMENT</td> <td>7"W.C.</td> <td>12"W.C.</td> </tr> <tr> <td>MANIFOLD PRESSURE</td> <td>4"W.C.</td> <td>11"W.C.</td> </tr> </table>		NAT	LPG	MAX. PERMISSIBLE GAS SUPPLY PRESSURE	14"W.C.	14"W.C.	MIN. PERMISSIBLE GAS SUPPLY PRESSURE FOR PURPOSE OF INPUT ADJUSTMENT	7"W.C.	12"W.C.	MANIFOLD PRESSURE	4"W.C.	11"W.C.	<table border="1"> <tr> <td>MODEL</td> <td>OUTDOOR KIT#</td> <td>INDOOR KIT#</td> </tr> <tr> <td>334</td> <td>001101</td> <td>001455</td> </tr> <tr> <td>404</td> <td>001102</td> <td>001456</td> </tr> <tr> <td>514</td> <td>001103</td> <td>001457</td> </tr> <tr> <td>624</td> <td>001104</td> <td>001458</td> </tr> <tr> <td>724</td> <td>001105</td> <td>001459</td> </tr> <tr> <td>824</td> <td>001106</td> <td>001460</td> </tr> </table>	MODEL	OUTDOOR KIT#	INDOOR KIT#	334	001101	001455	404	001102	001456	514	001103	001457	624	001104	001458	724	001105	001459	824	001106	001460
	NAT	LPG																																	
MAX. PERMISSIBLE GAS SUPPLY PRESSURE	14"W.C.	14"W.C.																																	
MIN. PERMISSIBLE GAS SUPPLY PRESSURE FOR PURPOSE OF INPUT ADJUSTMENT	7"W.C.	12"W.C.																																	
MANIFOLD PRESSURE	4"W.C.	11"W.C.																																	
MODEL	OUTDOOR KIT#	INDOOR KIT#																																	
334	001101	001455																																	
404	001102	001456																																	
514	001103	001457																																	
624	001104	001458																																	
724	001105	001459																																	
824	001106	001460																																	
THERMAL EFFICIENCY 82%	ELECTRICAL RATING: 120/24V 60 HZ. LESS THAN 12 AMPERES		OUTDOOR ONLY STACK/FSS VENT TERMINAL KIT ASSY 																																
	WHEN USED WITH POWER VENT TERMINAL NO. 065129 ELECTRICAL RATING WILL BE LESS THAN 20 AMPS, 120 VAC, 60 HZ		INDOOR VENT TERMINAL KIT MUST BE CONNECTED TO VENT 																																

The Model Number, of a Raypak boiler, is found on the Sales Order and the Rating Plate for the Boiler. Each Model number identifies the application, the construction and the function of the boiler and provides a positive means of providing information, both installation and service, and parts in a minimum amount of time. The example, shown opposite, should be used as a guide in using this brochure in identifying your boiler.

DIGIT	CODE DESCRIPTION	EQUIP. AVAIL (1)	MODEL	SIZE (2)
1	APPLICATION*			
	H	HYD HEAT BLR		0030-4001
	N	DHW INST BLR		0514-1826
	P	COM POOL BLR		0514-4001
	R	DHW 2 TMP BLR		0514-1125
	W	DHW STOR BLR		0133-4001
	WH	WATER HEATER		0090-4001

*Application Code letter may have suffix number for pricing purposes as follows:

H1 - Mechanical Modulation	WH1 - On-Off Firing
H2 - Motorized Modulation	WH2 - Modulating
H3 - Two Stage Firing	WH3 - 2-Stage
H4 - On-Off Firing	WH - On-Off Econopak Water Heater
H5 - Low Temperature Mechanical Modulation	
H6 - Motorized Modulation w/Electronic Outdoor Reset B6000	

2,3,4,5	SIZE 0030 TO 4001			
----------------	-----------------------------	--	--	--

6	SERIES			
	A	INITIAL SERIES FOR IDENTIFICATION CODE		0030-4001
	C	MODULATING GAS VALVE ROBERTSHAW		0133-1826

7	HEAT EXCHANGER				
	B	BR HDR COPR 2 PAS	S	W	0182-4001
			O	H	0030-4001
	C	CI HDR COPR 2 PAS	S	H	0030-4001
			O	W	0182-4001
	D	BR HDR COPR W/PMP	S	N,R	0514-1826
			O	W	0514-1826
	E	CI HDR COPR W/PMP	O	N,R	0514-1826
			O	W	0514-1826
	F	BR HDR CUNI W/PMP	O	N	0514-1826
			O	N	0514-1826
	G	CI HDR CUNI W/PMP	O	N	0514-1826
			O	N	0514-1826
	H	CI HDR COPR 1 PAS	O	H	0926-4001
			O	H	0133
J	CI HDR COPR 4 PAS	S	H	0133	
		S	W	0133	
L	BR HDR CUNI 2 PASS	O	H,W	0182-0400	
		O	H,W	0182-0400	
N	CI HDR CUNI 2 PASS	O	H,W	0182-0400	
		O	H,W	0182-0400	

8	FUEL PILOT IGNITION				
	A	NAT STD PILT	S	W	0133-0330
			O	W	0030-0330
			S	HNRW	0400-1826
	B	PRO STD PILT	S	H	-0330 **
			O	W	0133-0400
			O	HNRW	0133-4001
	D	PRO IID W/LO	O	HNRW	0133-4001
			S	HW	2100-4001
			O	HNW	0133-1826
	E	NAT IID W/LO	O	HNRW	0182-4001
			S	H	0133-0260
			O	HNRW	0514-4001
	F	NAT C2 SPARK	O	H	0030-0180
			O	H	0030-0180
	G	NAT IID DMPR	O	H	0180
			O	H	0135-0180
	H	NAT IRI SPARK	O	H	0133-0260
			O	H	0133-0260
	J	NAT HSI PILT DMPR	O	H	0133-0260
			O	H	0133-0260
	K	PRO HSI PILT DMPR	O	H	0133-0260
			O	H	0133-0260
L	NAT STD PILOT DMPR	O	H	0133-0260	
		O	H	0133-0260	
M	PRO STD PILOT DMPR	O	H	0133-0260	
		O	H	0133-0260	
N	NAT IID/LO PLT DMPR	O	H	0133-0260	
		O	H	0133-0260	
O	PRO IID PLT DMPR	O	H	0133-0260	
		O	H	0133-0260	

**Application for Residential type boiler only.

EXAMPLE

MODEL NO	H	-	0	5	1	4	A	-	C	C	A	R	C	A	A
DIGIT	1	2	3	4	5	6	7	8	9	10	11	12	13		

Boiler configuration designation no longer applies to current models and is not shown on the rating plate.

DESCRIPTION HYD HEAT BOILERS * 0514A * CI HDR COPR 2 PAS *
NAT IID PILT * MECH MOD * INDOOR * 060 # PRV * ADJ MANL *AGA.

DIGIT	CODE DESCRIPTION	EQUIP. AVAIL. (1)	MODEL	SIZE (2)
9	<u>FIRING MODE</u>			
	A MECH MOD	S	HNRW	0133-1826
	B MOTOR MOD	S	H	2100-4001
		O	HNW	0514-1826
	C 2 STG FIR	O	H	0182-4001
		S	H	0135-0330
	D ON/OFF FIR	S	W	0133-4001
		S	H	0030-0090
		O	HW	0133-4001
	E MECH MOD-LO			
10	<u>CONSTRUCTION</u>			
	H OUTDOOR	S	HNRW	0926-1758
	R INDOOR	S	HNRW	0182-4001
		S	H	0030-0330
	U INDOOR/OUTDOOR	S	HW	0133
11	<u>PRV GROUP</u>			
	A 030 # PRV	S	H	0030-0330
		O	H	0133-4001
	B 045 # PRV	S	H	0133-0400
		O	H	0514-4001
	C 060 # PRV	S	H	0514-4001
		O	H	0133-0400
	D 125 # PRV	S	NRW	0133-4001
	E 150 # PRV	O	NRW	0133-4001
12	<u>LIMIT CONTROL</u>			
	A ADJ MANL	S	HWNR	0182-4001
		S	W2	0133
	B ADJ AUTO	O	HNRW	0182-2500
		O	W1	0133
		S	H	0030-0330
	C FXD AUTO	S	H	0133
	D ADJ AUTO/MANL	S	HW	3001-4001
		O	H	0514-1826
	E DUAL AUTO	O	W1	0133-1826
	F AUTO/DUAL MANL	S	W1	3001-4001
13	<u>CODE CONSTRUCTION</u>			
	A AGA	S	HNRW	0030-4001
	B B6000	O	H	0514-4001
	C CAL CODE	O	HNRW	0133-4001
	D ILL # 156	O	H	0133-4001
	F FM	O	HNRW	2500-4001
	G B5	O	H	0514-4001
	X SPECIAL	O	HNRW	0133-4001

NOTES:

(1) S- STANDARD; O-OPTIONAL

(2) SIZES FOR SPECIFIC CATEGORIES ARE AS LISTED UNDER APPLICATION, DIGIT 1.

CROSS REFERENCE
STANDARD MODELS

APPLICATION		SIZE	HEAT EXCH	PILOT IGN	FIRING MODE	CONST	PRV	LIMIT	CODE CONST
PREV MODEL	NEW MODEL								
HEATING									
T									
		0030-4001							
	H	0030-0090	C	J	D	R	A	B	A
		0135-0180	C	J	C	R	A	B	A
		0133-0260	C	G	C	R	A	B	A
		0330	C	A	C	R	B	A	A
		0400	C	C	A	R	B	A	A
		0514-1826	C	C	A	R	C	A	A
		0514-1758	C	C	A	H	C	A	A
		2100-2500	C	E	B	R	C	A	A
		3001-4001	C	E	B	R	C	D	A
<hr/>									
Tc (Spec WT)									
		182-4001							
	H	0182-0260	C	G	D	R	B	D	A
		0514-1826	C	C	D	R	C	D	A
		0514-1758	C	C	D	H	C	D	A
		2100-2500	C	E	D	R	C	D	A
		3001-4001	C	E	D	R	C	F	A
<hr/>									
Td									
		182-1826							
	H	0182-0330	C	A	E	R	A	A	A
		0400-1826	C	C	E	R	A	A	A
		0514-1758	C	C	E	H	A	A	A
<hr/>									
Tx									
		514-4001							
	H	0514-1826	C	C	B	R	C	D	A
		0514-1758	C	C	B	H	C	D	A
		2100-2500	C	E	B	R	C	D	A
		3001-4001	C	E	B	R	C	D	A
<hr/>									
HOT WATER SUPPLY									
WT									
		133-4001							
	W	0133	K	A	D	U	D	A	A
		0182-0260	B	A	D	R	D	A	A
		0330-1826	B	C	D	R	D	A	A
		0514-1758	B	C	D	H	D	A	A
		2100-2500	B	E	D	R	D	A	A
		3001-4001	B	E	D	R	D	F	A
<hr/>									
THWS									
		133-4001							
	W	0133	K	A	A	U	D	A	A
		0182-0330	B	A	A	R	D	A	A
		0400-1826	B	C	A	R	D	A	A
		0514-1758	B	C	A	H	D	A	A
		2100-2500	B	E	B	R	D	A	A
		3001-4001	B	E	B	R	D	D	A
<hr/>									
INSTANTANEOUS									
TIP									
		514-1826							
	N	0514-1826	D	C	A	R	D	A	A
		0514-1758	D	C	A	H	D	A	A
<hr/>									
DUAL TEMPERATURE SYSTEM									
TIPR									
		514-1125							
	R	0514-1125	D	C	A	R	D	A	A
		0514-1083	D	C	A	H	D	A	A