



# SUBMITTAL COVER SHEET

PROJECT NAME \_\_\_\_\_  
 LOCATION \_\_\_\_\_  
 ARCHITECT \_\_\_\_\_  
 ENGINEER \_\_\_\_\_  
 CONTRACTOR \_\_\_\_\_  
 SUBMITTED BY \_\_\_\_\_ DATE \_\_\_\_\_

## UNIT SUMMARY

Quantity						
Unit Designation						
Model No.						
Total Cooling						
Sensible Cooling						
Air Ent. Evaporator						
Air Lvg. Evaporator						
Heating Input						
Heating Output						
CFM/ESP						
EER/SEER						
Electrical						
Minimum Ampacity						
Min.-Max. Breaker						
Net Unit Weight						
Accessory						
Catalog Form Number						

**ACCESSORIES:**

**NOTES:**

# SUBMITTAL SHEET FOR GAS/ELECTRIC ROOFTOP UNITS: RKNL-C WITH CAPACITIES FROM 15-25 TONS [52.8-87.9 kW]

# R-410A

JOB NAME \_\_\_\_\_  
 CONTRACTOR \_\_\_\_\_  
 ENGINEER \_\_\_\_\_  
 LOCATION \_\_\_\_\_  
 ORDER NO. \_\_\_\_\_  
 SUBMITTED FOR  APPROVAL  RECORD  
 SUBMITTED BY \_\_\_\_\_  
 DATE \_\_\_\_\_  
 UNIT DESIGNATION \_\_\_\_\_  
 MODEL NO. \_\_\_\_\_

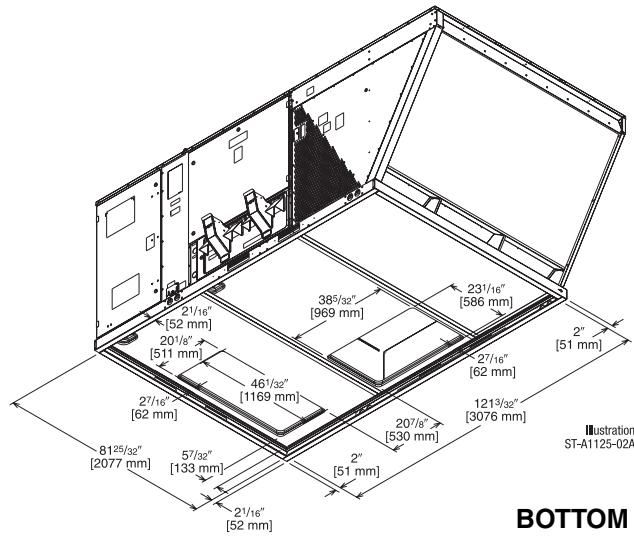


Illustration ST-A1125-02A

**BOTTOM VIEW**

## UNIT DATA

### COOLING PERFORMANCE

TOTAL CAPACITY\* ..... MBH  
 SENSIBLE CAPACITY\* ..... MBH  
 EFFICIENCY (at ARI) ..... EER  
 PART LOAD EFFICIENCY ..... IPLV  
 AMBIENT DB TEMP ..... °F  
 ENTERING DB TEMP ..... °F  
 ENTERING WB TEMP ..... °F  
 LEAVING DB TEMP ..... °F  
 LEAVING WB TEMP ..... °F  
 POWER INPUT (w/o blower) ..... kW  
 ELEVATION ..... FT  
 SOUND POWER ..... DBELS

### HEATING PERFORMANCE

GAS HEAT INPUT ..... BTU  
 GAS HEAT OUTPUT ..... BTU  
 STEADY STATE EFFICIENCY ..... %

### SUPPLY AIR BLOWER PERFORMANCE

SUPPLY AIR ..... CFM [L/s]  
 OUTSIDE AIR ..... CFM [L/s]  
 EXTERNAL STATIC PRESSURE ..... IWG  
 DUCT CONNECTION LOCATION .....  
 BLOWER SPEED ..... RPM  
 MOTOR RATING ..... HP [W]  
 BRAKE HORSEPOWER ..... BHP  
 POWER INPUT REQUIREMENT ..... kW

### ELECTRICAL DATA

POWER SUPPLY ..... Hz  
 MINIMUM CIRCUIT AMPACITY ..... AMPS  
 MAXIMUM OVERCURRENT DEVICE  
 FUSE SIZE ..... AMPS  
 HACR CIRCUIT BREAKER ..... AMPS

### DIMENSIONS & WEIGHT

HEIGHT \_\_\_\_\_ IN WIDTH \_\_\_\_\_ IN DEPTH \_\_\_\_\_ IN  
 TOTAL WEIGHT ..... LBS [kg]  
 (including factory options)

### CLEARANCES

FRONT	80" [2032 mm]	BACK	18" [457 mm]
BOTTOM	0"	TOP	60" [1524 mm]
LEFT SIDE	18" [457 mm]		36" [914 mm]
RIGHT SIDE (condenser end)			18" [457 mm]

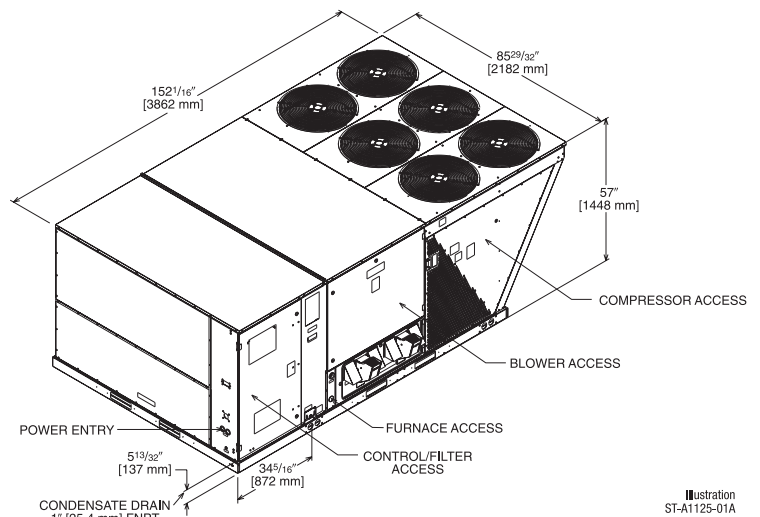


Illustration ST-A1125-01A

## ROOFCURB INSTALLATION

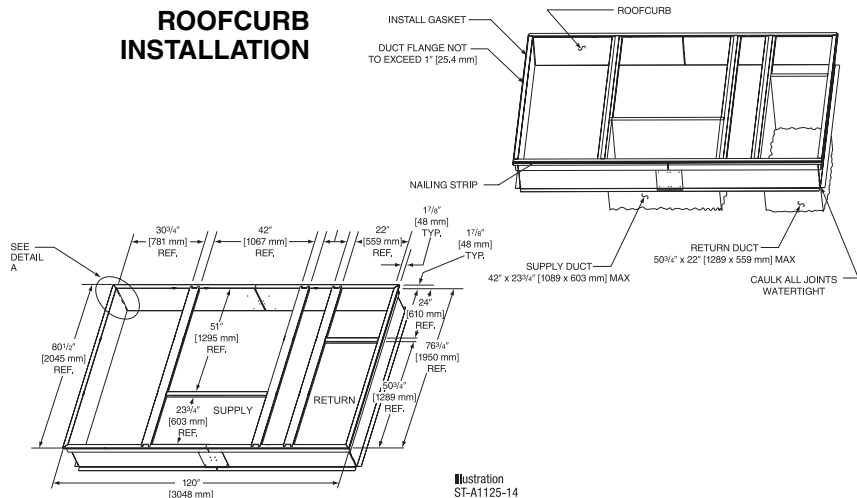


Illustration ST-A1125-14

[ ] Designates Metric Conversions

## FEATURES FOR GAS/ELECTRIC ROOFTOP UNITS RKNL-C 15 THRU 25 NOMINAL TONS [52.8 THRU 87.9 kW]

### Gas Heat

- Two-Stage Gas Valve (50/100%) for Superior Comfort Control at Minimum Operating Cost
- Quad Inducers allow for 81% Steady State efficiency at High and Low Stage
- Rheem Exclusive In-shot Burners
- Solid State, Direct Spark Ignition with Remote Flame Sense and on-board diagnostics

### Cooling

- R410A Refrigerant
- Quiet, Efficient, Scroll Compressors
- Two-Stage Cooling for Superior Comfort Control at Minimum Operating Cost
- Belt-drive Blower with optional drive to accommodate design conditions as high as 2.0 inches [.37 kPa] of external static pressure at nominal airflow
- Copper Tube/Aluminum Fin Coils

### Service Features

- 1/4 turn Fasteners and Hinged Access Panels for Convenience
- Large Control Panel with numbered and color coded wiring for Easy Troubleshooting
- Front Access, Slide-Out Blower Assembly for Easy Maintenance
- Convertible Airflow for Maximum Flexibility
- Solid-state Furnace Controls with Diagnostic LED for Easy Troubleshooting
- Solid-state microprocessor-based control board provides flexible control and extensive diagnostics for all unit functions
- Features a 16 x 2 character LCD display and a five-button keypad for local configuration and direct diagnosis of the system
- Slide out Condensate Drain pan to simplify Cleaning

- Factory-Installed two-inch [50.8 mm], throw away filters. Accessible without tools
- Plug-in Electrical Connections on outdoor fan assemblies
- Unit is prewired to accept Slip-In Economizer
- Externally-mounted refrigerant gauge ports
- Side or Base utility access minimizing roof penetrations
- Full perimeter, forkable, riggable baserails with protective forkboards for easy handling
- Complete Factory Tested, Charged, Wired
- Compatible with a third party building management system that supports the BACnet Application Specific Controller device profile
- Compatible with a third party building management system that supports the LonMark Space Comfort Controller (SCC) functional profile or LonMark Discharge Air Controller (DAC) functional profile

### Reliability Features

- One-inch [25.4 mm] raised flanges on supply/return opening for superior water management
- Aluminumized Steel Heat Exchanger helps eliminate corrosion
- Base pan Insulation mounted on bottom helps eliminate corrosion and improves indoor air quality
- Non-Corrosive, sloped drain pan helps improve indoor air quality
- Insulation secured by adhesive and mechanical means
- Electrodeposition power-coat paint process guards against extreme weather conditions and withstands 1000-hour salt-spray test
- High and Low Refrigerant Pressure Switches
- Solid core refrigerant liquid line filters
- Available Comfort Alert® Module for power phase monitoring protection

[ ] Designates Metric Conversions

## ACCESSORIES

### Factory Installed

- Oversized Blower motor .....
- Stainless Steel Gas Heat Exchanger .....
- Disconnect w/Non-Powered Convenience Outlet .....
- Low Ambient w/Comfort Alert® Control .....
- Single Enthalpy Economizer w/Barometric Relief and DDC .....
- Single Enthalpy Economizer w/Barometric Relief, Smoke Detector and DDC .....

### Field Installed

- Disconnect w/Non-Powered Convenience Outlet .....
- Low Ambient Control .....
- Comfort Alert® Control .....
- Natural Gas High Altitude Kit .....
- Propane Conversion Kit .....
- 14" Full Perimeter Roofcurb .....
- Roofcurb Adapter .....
- Concentric Diffuser .....
- Manual Outside Air Intake Damper .....
- Motorized Outside Air Intake Damper w/DDC Feedback .....
- Single Enthalpy Economizer w/Barometric Relief and DDC .....
- Single Enthalpy Economizer w/Barometric Relief, Smoke Detector and DDC .....
- Horizontal Single Enthalpy Economizer w/Barometric Relief and DDC .....
- Dual Enthalpy Adapter .....
- Power Exhaust .....
- CO<sub>2</sub> Sensor (wall mount with LCD) .....

**Before proceeding with installation, refer to installation instructions packaged with each model, as well as complying with all Federal, State, Provincial, and Local codes, regulations, and practices.**

Rheem Sales Company, Inc.  
P.O. Box 17010, Fort Smith, AR 72917

*"In keeping with its policy of continuous progress and product improvement, Rheem reserves the right to make changes without notice."*