

XTherm[®]

HYBRID PERFORMANCE
BOILER & WATER HEATER



VERSA IC[®] WITH
RAYMOTE[™]

HYBRID
DESIGN

MAXIMUM
EFFICIENCY

Raypak[®]
A Rheem[®] Company

ENGINEERED TO PERF

Time honored technology unites with cutting edge advancement.

The XTherm combines the proven capability of a finned copper tube heat exchanger with a secondary stainless steel condensing heat exchanger to maximize thermal efficiency (96-97%) and provide long term reliability. Flexible system design and the broadest range of operating temperatures for a condensing boiler make the XTherm an ideal solution for replacement and new construction.



ORM. BUILT TO LAST.

VERSA IC intelligence with Raymote connectivity.

Raypak's VERSA IC combines modulating temperature control, safety limits, and ignition programming into one user-friendly integrated control platform. With self-learning features that prevent equipment damage, this automated controller is easy to set-up, understand, and use, making it as close to plug and play as possible.

The VERSA IC system can be remotely monitored through the Raymote mobile app or web dashboard. With touch-of-a-button access to vital information, Raymote gives you:

- Real-time service notifications to keep you informed.
- View and manage your Raypak systems at multiple sites.
- Instant visibility to historical data and performance reports.

1 year of Raymote service included.

Raymote retrofit kits available for installed products with the VERSA IC touchscreen.

Raymote™



Indoor or Outdoor

Safety certified for indoor/outdoor installation. Every XTherm is direct vent capable and comes standard with an outdoor intake air cover.

Weatherproof Jacket

Heavy gauge galvanized steel with a UV-resistant powder coat finish is impervious to weather and corrosion.



Small Footprint

Compact design makes the XTherm the perfect choice for small spaces and an ideal option for hard to reach retrofit projects. Footprint is less than 11 ft² for 1-2 MM BTUH.

Easy To Connect

The XTherm high voltage wiring center is located on the rear of the boiler. All incoming line voltage and pump wiring are contained away from the 24V control wiring. Multiple venting options: PVC, CPVC, polypropylene or stainless steel.



Maximum Performance

Reduce operating costs and heat your water quicker with XTherm 96%-97% thermal efficiency. Enhance your capability and flexibility. Up to 8 units can be cascaded in parallel or sequential modulation modes along with interstage delay settings giving you precise control and optimization of your boiler or water heater system.

Cold Water Run System

The XTherm comes with a factory mounted and plumbed Cold Water Run system, which provides constant protection against condensation in the non-condensing heat exchanger and maintains optimum inlet temperatures.

Learn more at raypak.com



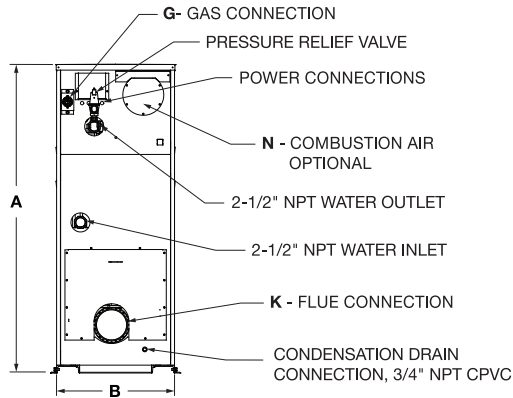
XTherm - Type H & WH Models 1005A - 4005

Model	MBTUH (kw/h)			Turndown	Thermal Efficiency (H)	Thermal Efficiency (WH)	Dimensions In. (mm)						Lbs. (kg)	
	Input	Output (H)	Output (WH)				A Height	B Width	C Base Depth	D Overall Depth*	G NPT	K Flue ø		N Comb. Air ø
1005A	999 (292.8)	959 (281.1)	969 (284)	7 to 1	96%	97%	55.25 (1403)	31 (787)	50 (1270)	57.3 (1455)	1-1/4**	6	6	1065 (483)
1505A	1500 (439.6)	1440 (422)	1455 (426.4)	7 to 1	96%	97%	67.125 (1705)	31 (787)	50 (1270)	57.5 (1461)	1-1/4**	8	8	1234 (560)
2005A	1999 (585.8)	1919 (562.4)	1939 (568.3)	7 to 1	96%	97%	81.125 (2061)	31 (787)	50 (1270)	57.5 (1461)	2**	8	8	1461 (663)
2505	2501 (733)	2401 (703.7)	2381 (698)	13 to 1	96%	95.2%	68.25 (1734)	31 (787)	97.5 (2477)	107.5 (2731)	2-1/2	10	10	2656 (1205)
3005	3000 (879.2)	2880 (844)	2856 (837)	13 to 1	96%	95.2%	73.25 (1861)	31 (787)	97.5 (2477)	107.5 (2731)	2-1/2	10	10	2775 (1259)
3505	3500 (1025.7)	3360 (984.7)	3332 (977)	13 to 1	96%	95.2%	78.25 (1988)	31 (787)	97.5 (2477)	107.5 (2731)	2-1/2	10	12	2925 (1327)
4005	4000 (1172.3)	3840 (1125.4)	3808 (1116)	7 to 1	96%	95.2%	83.25 (2115)	31 (787)	97.5 (2477)	109 (2769)	2-1/2	12	12	3058 (1387)

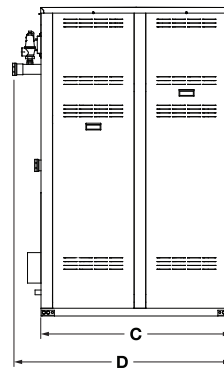
WH units have a minimum turndown of 60% of full rate.

*For 60 PSI PRV standard on H models. Shipped loose on 2505-4005.

**For natural gas. 1" NPT for propane.

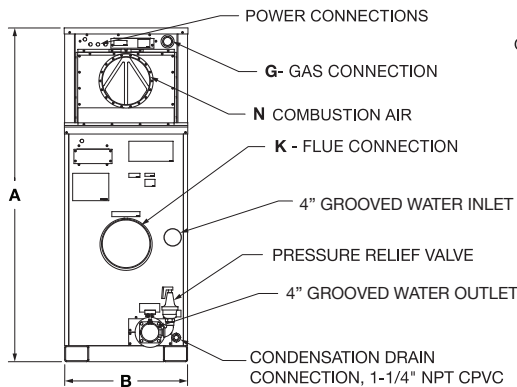


REAR VIEW
1005A-2005A

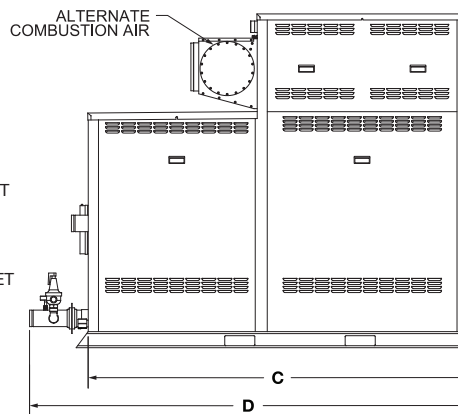


SIDE VIEW
1005A-2005A

	Clearances in. (mm)	
	Combustible Minimum	Service Minimum
Front	24 (610)	30 (762)
Rear	12 (305)	36 (915)
Right	1 (25)	24 (610)
Left	1 (25)	1 (25)
Top (indoor)	0	12 (305)
Floor	0	N/A
Vent Stack (indoor)	1 (25)	N/A
Vent Cap (outdoor)	12 (305)	12 (305)



REAR VIEW
2505-4005



SIDE VIEW
2505-4005

www.raypak.com

2151 Eastman Avenue | Oxnard, CA 93030 | 805-278-5300

Litho in U.S.A. ©2020 Raypak, Inc. 1000.21P Effective 08-01-20 Replaces 05-01-19