



Featuring
Earth-Friendly
R-410A Refrigerant

R-410A
earth friendly refrigerant



13 SEER CONDENSING UNITS

Features

- Painted louvered steel cabinet
- Easily accessible control box
- Condenser coils constructed with copper tubing and enhanced aluminum fins
- Grille/Motor mount for quiet fan operation
- Bi-Directional Filter Drier (shipped – not installed)

Applications

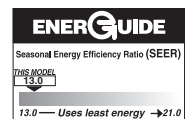
Outdoor condensing unit designed for ground level or rooftop installations. These units offer comfort and dependability for single, multi-family and light commercial applications.

Accessories

- Low Pressure Control (RXAC-A07)
- High Pressure Control (RXAB-A07)
- Low Ambient Control (RXAD-A08)
- Compressor Time Delay Control
- Crankcase Heater
- Sound Enclosure



13AJL SERIES



Model Number Identification

13	A	J	L	18	A	01
13 SEER	A = AIR CONDITIONER	VOLTAGE J = 208-230 SINGLE PHASE	DESIGN SERIES L = R-410A	NOMINAL COOLING CAPACITY 18 = 18,000 BTU/HR [5.28 kW] 24 = 24,000 BTU/HR [7.03 kW] 30 = 30,000 BTU/HR [8.79 kW] 36 = 36,000 BTU/HR [10.55 kW] 42 = 42,000 BTU/HR [12.31 kW] 48 = 48,000 BTU/HR [14.07 kW] 60 = 60,000 BTU/HR [17.58 kW]	CABINET A = FULL METAL JACKET	RHEEM VALUE SERIES

Performance Data @ ARI Standard Conditions—Cooling

Model Numbers		80°F [26.5°C] DB/67°F [19.5°C] WB Indoor Air 95°F [35°C] DB Outdoor Air					Sound Rating dB	Indoor CFM [L/s]
Outdoor Unit 13AJL	Indoor Coil and/or Air Handler	Total Capacity BTU/H [kW]	Net Sensible BTU/H [kW]	Net Latent BTU/H [kW]	EER	SEER		
Rev. 1/27/09 18	RCFL-H*2417A* ①	18,500 [5.4]	13,400 [3.9]	5,100 [1.5]	11.40	13	74	650 [307]
	RCFL-A*2414B*	18,500 [5.4]	13,400 [3.9]	5,100 [1.5]	11.40	13	74	650 [307]
	RCFL-A*2417B*	18,500 [5.4]	13,400 [3.9]	5,100 [1.5]	11.40	13	74	650 [307]
	RBHP-17 (RCHL-24A2)	18,200 [5.3]	13,050 [3.8]	5,150 [1.5]	12.40	14	74	600 [283]
	RHLL-HM2417 (RCSL-H*2417A*)	18,800 [5.5]	13,600 [4.0]	5,200 [1.5]	12.70	14	74	600 [283]
	RHSL-HM1817 (RCSL-H*2417A*)	18,500 [5.4]	13,400 [3.9]	5,100 [1.5]	11.85	13	74	600 [283]
24	RCFL-H*2417A* ①	24,200 [7.1]	17,450 [5.1]	6,750 [2.0]	11.15	13	74	800 [378]
	RCFL-A*2414B*	24,200 [7.1]	17,450 [5.1]	6,750 [2.0]	11.15	13	74	800 [378]
	RCFL-A*2417B*	24,200 [7.1]	17,450 [5.1]	6,750 [2.0]	11.15	13	74	800 [378]
	RCHL-24A2	23,200 [6.8]	16,250 [4.8]	6,950 [2.0]	10.60	13	74	800 [378]
	RBHP-17 (RCHL-24A2)	23,600 [6.9]	16,750 [4.9]	6,850 [2.0]	11.50	14	74	800 [378]
	RHLL-HM2417 (RCSL-H*2417A*)	24,800 [7.3]	17,850 [5.2]	6,950 [2.0]	12.60	14	74	775 [366]
RHSL-HM2417 (RCSL-H*2417A*)	24,200 [7.1]	17,500 [5.1]	6,700 [2.0]	11.45	13	74	800 [378]	
30	RCFL-H*3617A* ①	29,600 [8.7]	22,500 [6.6]	7,100 [2.1]	11.55	13	73	1,000 [472]
	RCFL-A*3621B*	29,600 [8.7]	22,500 [6.6]	7,100 [2.1]	11.55	13	73	1,000 [472]
	RCFL-H*3621A*	29,600 [8.7]	22,500 [6.6]	7,100 [2.1]	11.55	13	73	1,000 [472]
	RCHL-36A1	28,400 [8.3]	20,950 [6.1]	7,450 [2.2]	11.10	13	73	1,000 [472]
	RBHP-21 (RCHL-36A1)	29,200 [8.6]	21,700 [6.4]	7,500 [2.2]	12.35	14	73	1,000 [472]
	RHLL-HM3617 (RCSL-H*3617A*)	30,200 [8.8]	23,050 [6.8]	7,150 [2.1]	12.70	14	73	1,000 [472]
RHSL-HM3017 (RCSL-H*3617A*)	29,600 [8.7]	22,550 [6.6]	7,050 [2.1]	11.90	13	73	950 [448]	
36	RCFL-H*3617A* ①	34,800 [10.2]	25,250 [7.4]	9,550 [2.8]	11.50	13	75	1,050 [495]
	RCFL-A*3617B*	34,800 [10.2]	25,250 [7.4]	9,550 [2.8]	11.50	13	75	1,050 [495]
	RCFL-A*3621B*	34,800 [10.2]	25,250 [7.4]	9,550 [2.8]	11.50	13	75	1,050 [495]
	RCFL-H*3621A*	34,800 [10.2]	25,250 [7.4]	9,550 [2.8]	11.50	13	75	1,050 [495]
	RCHL-36A1	34,200 [10.0]	24,950 [7.3]	9,250 [2.7]	11.15	13	75	1,200 [566]
	RBHP-21 (RCHL-36A1)	35,000 [10.3]	25,500 [7.5]	9,500 [2.8]	12.20	14	75	1,225 [578]
	RCHL-36A2	34,200 [10.0]	24,950 [7.3]	9,250 [2.7]	11.15	13	75	1,200 [566]
	RHLL-HM3617 (RCSL-H*3617A*)	36,000 [10.5]	26,150 [7.7]	9,850 [2.9]	12.45	14	75	1,200 [566]
	RHSL-HM3617 (RCSL-H*3617A*)	35,200 [10.3]	25,500 [7.5]	9,700 [2.8]	11.80	13	75	1,100 [519]
RHSL-HM3621 (RCSL-H*3621A*)	35,200 [10.3]	25,500 [7.5]	9,700 [2.8]	11.80	13	75	1,100 [519]	
42	RCFL-H*4821A* ①	41,500 [12.2]	30,400 [8.9]	11,100 [3.3]	11.20	13	77	1,400 [661]
	RCFL-A*4821B*	41,500 [12.2]	30,650 [9.0]	10,850 [3.2]	11.25	13	77	1,400 [661]
	RCFL-A*4824B*	41,500 [12.2]	30,650 [9.0]	10,850 [3.2]	11.25	13	77	1,400 [661]
	RCFL-H*4824A*	41,500 [12.2]	30,650 [9.0]	10,850 [3.2]	11.25	13	77	1,400 [661]
	RBHP-24 (RCHL-48A1)	40,500 [11.9]	28,450 [8.3]	12,050 [3.5]	12.00	14	77	1,400 [661]
	RHLL-HM4821 (RCSL-H*4821A*)	42,000 [12.3]	31,100 [9.1]	10,900 [3.2]	12.20	14	77	1,400 [661]
RHSL-HM4221 (RCSL-H*4821A*)	41,000 [12.0]	30,400 [8.9]	10,600 [3.1]	11.35	13	77	1,350 [637]	

① Highest sales volume tested combination required by D.O.E. test procedures.

[] Designates Metric Conversions

Performance Data @ ARI Standard Conditions—Cooling (con't.)

Model Numbers		80°F [26.5°C] DB/67°F [19.5°C] WB Indoor Air 95°F [35°C] DB Outdoor Air					Sound Rating dB	Indoor CFM [L/s]
Outdoor Unit 13AJL	Indoor Coil and/or Air Handler	Total Capacity BTU/H [kW]	Net Sensible BTU/H [kW]	Net Latent BTU/H [kW]	EER	SEER		
Rev. 1/27/09 48	RCFL-H*4821A* ①	47,000 [13.8]	33,900 [9.9]	13,100 [3.8]	11.50	13	77	1,525 [720]
	RCFL-A*4821B*	47,000 [13.8]	33,900 [9.9]	13,100 [3.8]	11.50	13	77	1,525 [720]
	RCFL-A*4824B*	47,000 [13.8]	33,900 [9.9]	13,100 [3.8]	11.50	13	77	1,525 [720]
	RCFL-H*4824A*	47,000 [13.8]	33,900 [9.9]	13,100 [3.8]	11.50	13	77	1,525 [720]
	RBHP-24 (RCHL-48A1)	46,000 [13.5]	32,450 [9.5]	13,550 [4.0]	11.75	13.5	77	1,600 [755]
	RHLL-HM4821 (RCSL-H*4821A*)	48,000 [14.1]	34,550 [10.1]	13,450 [3.9]	12.15	14	77	1,600 [755]
	RHSL-HM4821 (RCSL-H*4821A*)	47,000 [13.8]	34,000 [10.0]	13,000 [3.8]	11.60	13	77	1,525 [720]
	RHLL-HM4824 (RCSL-H*4824A*)	48,500 [14.2]	34,850 [10.2]	13,650 [4.0]	12.50	14	77	1,625 [767]
RHSL-HM4824 (RCSL-H*4824A*)	47,000 [13.8]	34,000 [10.0]	13,000 [3.8]	11.60	13	77	1,525 [720]	
60	RCFL-H*6024A* ①	56,500 [16.6]	39,100 [11.5]	17,400 [5.1]	11.10	13	77	1,550 [731]
	RCFL-A*6024B*	56,500 [16.6]	39,100 [11.5]	17,400 [5.1]	11.10	13	77	1,550 [731]
	RBHP-25 (RCHL-60A1)	54,500 [16.0]	36,650 [10.7]	17,850 [5.2]	11.15	13	77	1,800 [849]
	RHLL-HM6024 (RCSL-H*6024A*)	58,000 [17.0]	40,050 [11.7]	17,950 [5.3]	11.85	13.5	77	1,800 [849]

① Highest sales volume tested combination required by D.O.E. test procedures.

[] Designates Metric Conversions

Electrical and Physical Data

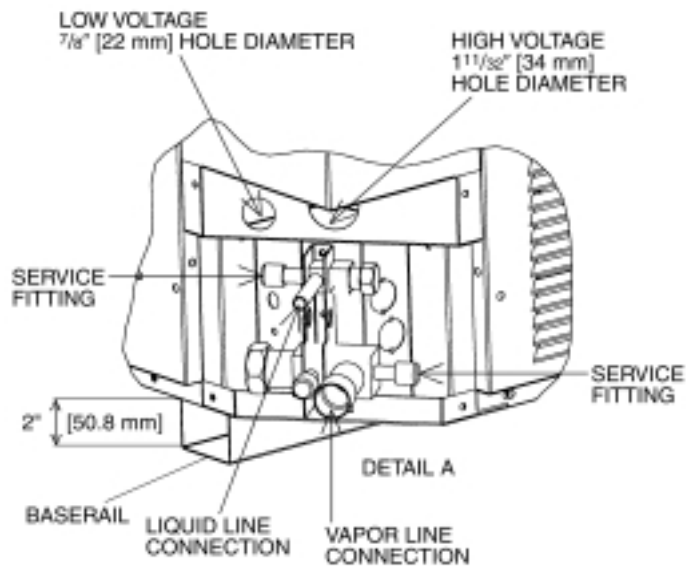
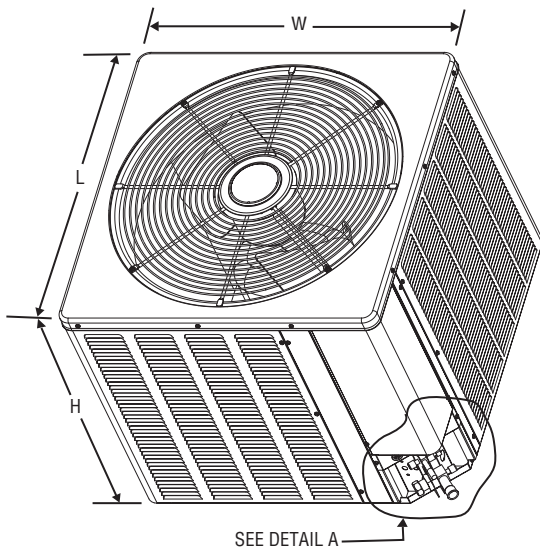
Model Number 13AJL	ELECTRICAL							PHYSICAL					
	Phase Frequency [HZ] Voltage [Volts]	Compressor		Fan Motor Full Load Amperes (FLA)	Minimum Circuit Ampacity Amperes	Fuse or HACR Circuit Breaker		Outdoor Coil			Refrigerant Per Circuit Oz. [g]	Weight	
		Rated Load Amperes (RLA)	Locked Rotor Amperes (LRA)			Minimum Amperes	Maximum Amperes	Face Area Sq. Ft. [m ²]	No. Rows	CFM [L/s]		Net Lbs. [kg]	Shipping Lbs. [kg]
Rev. 1/27/09													
18	1-60-208/230	9/9	48	0.6	12/12	15/15	20/20	11.06 [1.03]	1	1645 [776]	77 [2183]	127 [57.6]	135 [61.2]
24	1-60-208/230	12.8/12.8	58.3	0.6	17/17	20/20	25/25	11.06 [1.03]	1	1700 [802]	77 [2183]	126 [57.2]	134 [60.8]
30	1-60-208/230	14.1/14.1	73	0.8	19/19	25/25	30/30	13.72 [1.27]	1	2370 [1118]	95 [2693]	144 [65.3]	154 [69.9]
36	1-60-208/230	17/17	96.7	0.8	23/23	30/30	35/35	16.39 [1.52]	1	2805 [1324]	106 [3005]	186 [84.4]	198 [89.8]
42	1-60-208/230	21.8/21.8	112	1.2	29/29	35/35	50/50	16.39 [1.52]	1	3295 [1555]	118 [3345]	183 [83.0]	195 [88.5]
48	1-60-208/230	21.8/21.8	117	1.2	29/29	35/35	50/50	21.85 [2.03]	1	3295 [1555]	149 [4224]	222 [100.7]	233 [105.7]
60	1-60-208/230	26.4/26.4	134	1.2	35/35	45/45	60/60	21.85 [2.03]	1	3570 [1685]	176 [4990]	223 [101.2]	234 [106.1]

NOTE: Factory Refrigerant Charge includes refrigerant for 15 feet of standard line set.

Unit Dimensions

Model No. 13AJL	Unit Dimensions		
	Width "W" Inches	Length "L" Inches	Height "H" Inches
18, 24	23 ⁵ / ₈ [600]	23 ⁵ / ₈ [600]	24 ¹ / ₄ [616]
30	27 ⁵ / ₈ [702]	27 ⁵ / ₈ [702]	24 ¹ / ₄ [616]
36, 42	31 ⁵ / ₈ [803]	31 ⁵ / ₈ [803]	27 ¹⁵ / ₁₆ [710]
48, 60	31 ⁵ / ₈ [803]	31 ⁵ / ₈ [803]	35 ¹⁵ / ₁₆ [913]

[] Designates Metric Conversions



Condensing Unit Refrigerant Line Size Information

Liquid Line Sizing (R-410A)														
System Capacity	Liquid Line Connection Size (Inch I.D.)	Line Size (Inch O.D.) [mm]	Liquid Line Size – Outdoor Unit Above Indoor Coil (Cooling Only—Does not apply to Heat Pumps)						Liquid Line Size – Outdoor Unit Below Indoor Coil					
			Total Equivalent Length—Feet [m]						Total Equivalent Length—Feet [m]					
			25 [7.62]	50 [15.24]	75 [22.86]	100 [30.48]	125 [38.10]	150 [45.72]	25 [7.62]	50 [15.24]	75 [22.86]	100 [30.48]	125 [38.10]	150 [45.72]
			Minimum Vertical Separation—Feet [m]						Maximum Vertical Separation—Feet [m]					
1 1/2 Ton	3/8" [9.53]	1/4 [6.35]	0	0	0	0	8 [2.44]	24 [7.32]	25 [7.62]	40 [12.19]	25 [7.62]	9 [2.74]	N/A	N/A
		5/16 [7.94]	0	0	0	0	0	0	25 [7.62]	50 [15.24]	62 [18.90]	58 [17.68]	53 [16.15]	49 [14.94]
		3/8* [9.53]	0	0	0	0	0	0	25 [7.62]	50 [15.24]	75 [22.86]	72 [21.95]	70 [21.34]	68 [20.73]
2 Ton	3/8" [9.53]	1/4 [6.35]	0	3 [0.91]	29 [8.84]	55 [16.76]	81 [24.69]	108 [32.92]	23 [7.01]	N/A	N/A	N/A	N/A	N/A
		5/16 [7.94]	0	0	0	0	0	0	25 [7.62]	36 [10.97]	29 [8.84]	23 [7.01]	16 [4.88]	9 [2.74]
		3/8* [9.53]	0	0	0	0	0	0	25 [7.62]	50 [15.24]	72 [21.95]	70 [21.34]	68 [20.73]	65 [19.81]
2 1/2 Ton	3/8" [9.53]	1/4 [6.35]	0	14 [4.27]	56 [17.07]	98 [29.87]	N/A	N/A	25 [7.62]	N/A	N/A	N/A	N/A	N/A
		5/16 [7.94]	0	0	0	0	0	0	25 [7.62]	49 [14.94]	38 [11.58]	27 [8.23]	17 [5.18]	6 [1.83]
		3/8* [9.53]	0	0	0	0	0	0	25 [7.62]	50 [15.24]	68 [20.73]	65 [19.81]	62 [18.90]	58 [17.68]
3 Ton	3/8" [9.53]	5/16 [7.94]	0	0	0	0	0	9 [2.74]	25 [7.62]	50 [15.24]	37 [11.28]	22 [6.71]	7 [2.13]	N/A
		3/8* [9.53]	0	0	0	0	0	0	25 [7.62]	50 [15.24]	68 [20.73]	63 [19.20]	58 [17.68]	53 [16.15]
3 1/2 Ton	3/8" [9.53]	5/16 [7.94]	0	0	0	16 [4.88]	35 [10.67]	54 [16.46]	25 [7.62]	23 [7.01]	4 [1.22]	N/A	N/A	N/A
		3/8* [9.53]	0	0	0	0	0	0	25 [7.62]	50 [15.24]	43 [13.11]	36 [10.97]	30 [9.14]	24 [7.32]
4 Ton	3/8" [9.53]	3/8* [9.53]	0	0	0	0	0	0	25 [7.62]	46 [14.02]	38 [11.58]	30 [9.14]	22 [6.71]	15 [4.57]
		1/2 [12.57]	0	0	0	0	0	0	25 [7.62]	50 [15.24]	56 [17.07]	55 [16.76]	53 [16.15]	52 [15.85]
5 Ton	3/8" [9.53]	3/8* [9.53]	0	0	0	0	0	0	25 [7.62]	50 [15.24]	56 [17.07]	44 [13.41]	32 [9.75]	20 [6.10]
		1/2 [12.57]	0	0	0	0	0	0	25 [7.62]	50 [15.24]	75 [22.86]	81 [24.69]	79 [24.08]	76 [23.16]

NOTES: *Standard line size
N/A = Application not recommended.

Suction Line Length/Size versus Capacity Multiplier (R-410A)										
Unit Size		1 1/2 Ton	2 Ton	2 1/2 Ton	3 Ton	3 1/2 Ton	4 Ton	5 Ton		
Suction Line Connection Size		3/4" [19.05] I.D.				7/8" [22.23] I.D.				
Suction Line Run—Feet [m]		5/8" [15.88 mm] O.D. Optional 3/4" [19.05 mm] O.D. Standard*		5/8" [15.88 mm] O.D. Optional 3/4" [19.05 mm] O.D. Standard* 7/8" [22.23 mm] O.D. Optional		3/4" [19.05 mm] O.D. Optional 7/8" [22.23 mm] O.D. Standard*		7/8" [22.23 mm] O.D. Optional 1 1/8" [28.58 mm] O.D. Standard*		
25' [7.62]	Optional	1.00	1.00	1.00	1.00	1.00	1.00	1.00	1.00	
	Standard	1.00	1.00	1.00	1.00	1.00	1.00	1.00	1.00	
	Optional	—	—	1.00	—	—	—	—	—	
50' [15.24]	Optional	.98	.98	.96	.98	.99	.99	.99	.99	
	Standard	.99	.99	.98	.99	.99	.99	.99	.99	
	Optional	—	—	.99	—	—	—	—	—	
100' [30.48]	Optional	.95	.95	.94	.96	.96	.96	.96	.97	
	Standard	.96	.96	.96	.97	.98	.98	.98	.98	
	Optional	—	—	.97	—	—	—	—	—	
150' [45.72]	Optional	.92	.92	.91	.94	.94	.95	.95	.94	
	Standard	.93	.94	.93	.95	.96	.96	.96	.97	
	Optional	—	—	.95	—	—	—	—	—	

NOTES: *Standard line size
Using suction line larger than shown in chart will result in poor oil return and is not recommended.

[] Designates Metric Conversions

BEFORE PURCHASING THIS APPLIANCE, READ IMPORTANT ENERGY COST AND EFFICIENCY INFORMATION AVAILABLE FROM YOUR RETAILER.

GENERAL TERMS OF LIMITED WARRANTY

Rheem will furnish a replacement for any part of this product which fails in normal use and service within the applicable period stated, in accordance with the terms of the limited warranty.

For Complete Details of the Limited Warranty, Including Applicable Terms and Conditions, See Your Local Installer or visit www.Rheem.com.

Condenser Coil leaks caused by
factory defectsFive (5) Years
Conditional Compressor*Ten (10) Years
Any Other Part.....Five (5) Years

*See Product Warranty Card for Details.

NOTES

NOTES

Before proceeding with installation, refer to installation instructions packaged with each model, as well as complying with all Federal, State, Provincial, and Local codes, regulations, and practices.

**Rheem Heating,
Cooling and
Water Heating**

P.O. Box 17010, Fort Smith, AR 72917



"In keeping with its policy of continuous progress and product improvement, Rheem reserves the right to make changes without notice."