



# SUBMITTAL COVER SHEET

PROJECT NAME \_\_\_\_\_

LOCATION \_\_\_\_\_

ARCHITECT \_\_\_\_\_

ENGINEER \_\_\_\_\_

CONTRACTOR \_\_\_\_\_

SUBMITTED BY \_\_\_\_\_ DATE \_\_\_\_\_

## UNIT SUMMARY

Quantity						
Unit Designation						
Model No.						
Total Cooling						
Sensible Cooling						
Air Ent. Evaporator						
Air Lvg. Evaporator						
Heating Input						
Heating Output						
CFM/ESP						
EER/SEER						
Electrical						
Minimum Ampacity						
Min.-Max. Breaker						
Net Unit Weight						
Accessory						
Catalog Form Number						

### ACCESSORIES:

### NOTES:

# SUBMITTAL SHEET FOR HIGH EFFICIENCY CONDENSING UNITS:

**(-)APL- JEZ, 14 SEER MODELS, 1 1/2-5 TONS [5.28-17.6 kW]**  
**(-)ANL- JEZ, 13 SEER MODELS, 2-5 TONS [7.03-17.6 kW]**

JOB NAME \_\_\_\_\_ UNIT MODEL NO. \_\_\_\_\_  
 CONTRACTOR \_\_\_\_\_ COIL MODEL NO. \_\_\_\_\_  
 ENGINEER \_\_\_\_\_ AIR HANDLER MODEL NO. \_\_\_\_\_  
 SUBMITTED FOR  APPROVAL  RECORD LOCATION \_\_\_\_\_  
 DATE \_\_\_\_\_ ORDER NO. \_\_\_\_\_

## UNIT DATA

### COOLING PERFORMANCE

EFFICIENCY ..... SEER  
 TOTAL CAPACITY ..... MBH [kW]  
 SENSIBLE CAPACITY ..... MBH [kW]  
 OUTDOOR DESIGN TEMP. .... °F [°C] DB  
 TEMP. OF AIR ENTERING  
 EVAPORATOR COIL ..... °F [°C] DB  
 ..... °F [°C] WB

### SUPPLY AIR BLOWER PERFORMANCE

TOTAL AIR SUPPLY ..... CFM [L/s]  
 TOTAL RESISTANCE EXTERNAL  
 TO UNIT ..... IWC  
 MOTOR RATING ..... HP [W]

### ELECTRICAL DATA

POWER SUPPLY ..... Hz  
 MINIMUM WIRE SIZE ..... AWG  
 MAXIMUM OVERCURRENT DEVICE  
 FUSES/HACR BREAKER ..... AMPS

### CLEARANCES

ACCESS SIDE 24" [609.6 mm]  
 AIR INLETS 6" [152 mm]  
 ABOVE UNIT 60" [1524 mm]

## FEATURES FOR (-)APL- JEZ/(-)ANL- JEZ SERIES

- The *Comfort Control System™* provides on-board diagnostics and fault history for condensing units with single-phase compressors by detecting system and electrical problems without adding sensors. It can also communicate "fault codes" to enabled "L terminal" thermostats. The integrated diagnostics with *Active Protection™* prevents compressor operation when potentially harmful conditions are detected.
- Features an exclusive 7-Segment LED Display. The information display quickly and accurately shows technicians the source of malfunctions.
- Compressor sound blanket is standard to provide quiet operation.
- R410-A Refrigerant
- High Efficiency
- Scroll Compressor
- All refrigerant connections are on the exterior of the unit, located close to the ground for neat appearing installations.
- Powder painted galvanized steel cabinet. The full wrap-around louvered grille protects the coil from damage.
- Copper tube—aluminum fin coils are used on all models.
- The control box is located in the top corner of the cabinet providing for easy access through a service panel.
- Service valves are standard on all models.
- Power and control wiring are kept separate.
- Separate compressor compartment for easy service access.
- Drawn, painted base pan for extra corrosion resistance and sound reduction.
- The automatic high and low pressure controls, and hard start components are standard.
- The filter drier is standard on all models.
- Certified and rated under ARI Standard 210.
- U.L. and cUL listed.
- Factory limited warranty on all parts as follows:  
 Compressor.....Ten (10) Years  
 Any Other Part .....Five (5) Years

**(-)APL- JEZ/(-)ANL- JEZ Series Conditional Replacement Warranty:**  
 Manufacturer will provide a replacement model (if an exact replacement is not available, an equivalent product will be provided) to the original purchaser if the compressor fails within 5 years. See product warranty card for additional information.

## FIELD INSTALLED ACCESSORIES

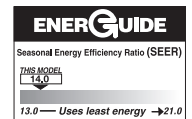


Low Ambient Control .....   
 Compressor Crankcase Heater .....

## Featuring the *Comfort Control System™*

- Increased Reliability
- On-Board Diagnostics
- Fault Recall
- *Active Protection™*



**R410A**  
 earth friendly refrigerant



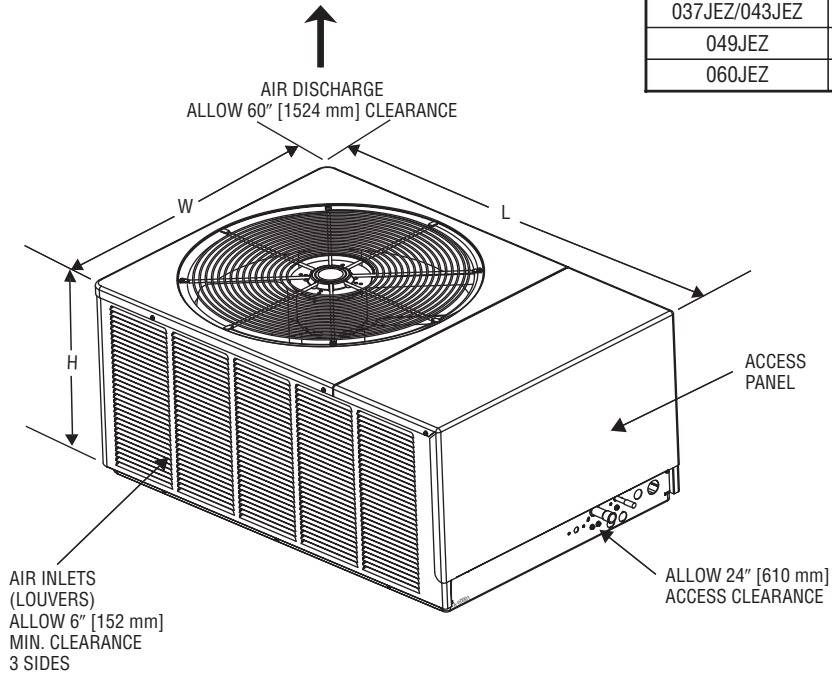
**"Proper sizing and installation of equipment is critical to achieve optimal performance.  
 Ask your Contractor for details or visit [www.energystar.gov](http://www.energystar.gov) <<http://www.energystar.gov/>>."**

## DIMENSIONS

Model Number (-)APL-	Height "H" (Inches) [mm]	Length "L" (Inches) [mm]	Width "W" (Inches) [mm]
018JEZ/024JEZ	19 [483]	40 <sup>1</sup> / <sub>2</sub> [1029]	27 <sup>5</sup> / <sub>8</sub> [702]
030JEZ	29 [737]	44 <sup>3</sup> / <sub>8</sub> [1127]	31 <sup>1</sup> / <sub>2</sub> [800]
036JEZ/042JEZ 048JEZ/060JEZ	33 [838]	44 <sup>3</sup> / <sub>8</sub> [1127]	31 <sup>1</sup> / <sub>2</sub> [800]

Model Number (-)ANL-	Height "H" (Inches) [mm]	Length "L" (Inches) [mm]	Width "W" (Inches) [mm]
024JEZ/031JEZ	19 [483]	40 <sup>1</sup> / <sub>2</sub> [1029]	27 <sup>5</sup> / <sub>8</sub> [702]
037JEZ/043JEZ	23 [584]	44 <sup>3</sup> / <sub>8</sub> [1127]	31 <sup>1</sup> / <sub>2</sub> [800]
049JEZ	29 [737]	44 <sup>3</sup> / <sub>8</sub> [1127]	31 <sup>1</sup> / <sub>2</sub> [800]
060JEZ	33 [838]	44 <sup>3</sup> / <sub>8</sub> [1127]	31 <sup>1</sup> / <sub>2</sub> [800]

[ ] Designates Metric Conversions



## SPECIAL NOTES ON EQUIPMENT:

**Before proceeding with installation, refer to installation instructions packaged with each model, as well as complying with all Federal, State, Provincial, and Local codes, regulations, and practices.**

RHEEM  
MANUFACTURING  
COMPANY  
5600 Old Greenwood Road, Fort Smith, Arkansas 72908

*"In keeping with its policy of continuous progress and product improvement, Rheem reserves the right to make changes without notice."*