

OIL FURNACES



Rheem
Classic[®]
 SERIES


HIGHBOY & LOWBOY OIL FURNACES WITH PSC/DIRECT DRIVE MOTOR

The Rheem *Classic Series*[®] upflow oil furnace is for installation in properly ventilated utility rooms, closets or alcoves.

- Direct Drive blower assemblies for heating and air conditioning applications
- 10-gauge primary and 14-gauge secondary heat exchanger
- Front cleanout ports extend through front wall for accessibility
- Efficiencies up to 85.9%
- Front or rear flue Lowboy available
- All furnaces have standard Honeywell controls
- Available with Beckett, Riello Carlin burners
- Extended vestibule on all units

ROCA-*P: Highboy Series**
ROLA-*P: Lowboy Series**

Input Ratio from
 84,000 to 175,000 BTU/HR
 [24.61 to 51.28 kW]





CLASSIC SERIES® HIGHBOY AND LOWBOY OIL FURNACE WITH WITH PSC MOTORS

STANDARD EQUIPMENT

The Rheem Classic oil Furnace is fully assembled and offers the option of 3 separate burner in a box combinations. Highboy and Lowboy configurations available. Standard Honeywell Controls and barometric draft control. The unit has an extended vestibule to conceal burner and operating controls. A 10-gauge primary and 14-gauge secondary heat exchanger include accessible cleanout ports that extend through the front wall of the furnace enclosure for ease of serviceability. A four speed Direct Drive motors on all units. An external filter and filter rack is included ROCA series furnaces.

WARNING
THIS FURNACE IS NOT APPROVED
OR RECOMMENDED
FOR USE IN MOBILE HOMES

MODEL IDENTIFICATION—HIGHBOY AND LOWBOY MODELS

<u>R</u>	<u>O</u>	<u>L</u>	<u>A</u>	<u>070</u>	<u>P</u>	<u>04</u>	<u>B</u>	<u>F</u>
Rheem	Oil Furnace	Type C = Highboy L = Lowboy	Design Series	Heating Input Designation (Output BTU/HR) 070 = 70,000 [20.5 kW] 115 = 115,000 [33.8 kW]	Motor Type P = PSC Motor	Heating and Cooling Designation 04 = Up to 4 tons cooling CFM for 070 models 05 = Up to 5 tons cooling CFM for 115 models	Burner Type B = Beckett Burners C = Carlin Burners R = Riello Burners	Variations (Applies only to Lowboy Models) F = Front Flue R = Rear Flue

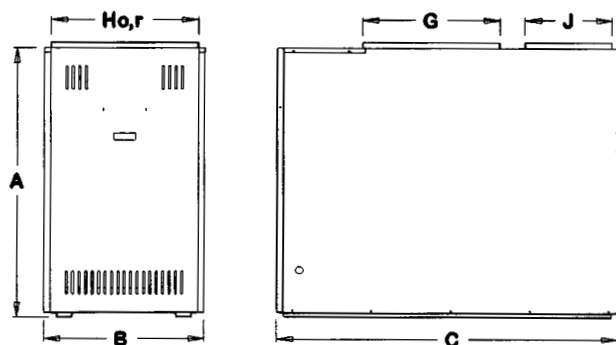
[] Designates Metric Conversions

BEFORE PURCHASING THIS APPLIANCE, READ IMPORTANT ENERGY COST AND EFFICIENCY INFORMATION AVAILABLE FROM YOUR RETAILER.

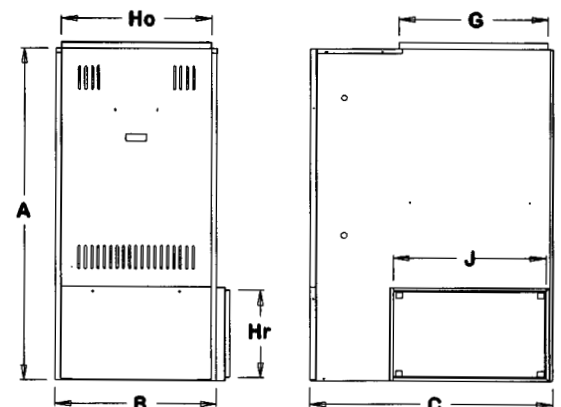
SPECIFICATIONS AND DIMENSIONS—PSC MOTOR

FURNACE SPECIFICATIONS										
Furnace Type	Lowboy ¹					Highboy				
Model	ROLA-070P			ROLA-115P		ROCA-070P			ROCA-115P	
B.T.U.H. Input	84,000	105,000	119,000	140,000	175,000	84,000	105,000	119,000	140,000	175,000
B.T.U.H. Output	71,000	88,000	99,000	116,000	143,000	71,000	88,000	99,000	116,000	143,000
Nozzle Beckett AFG ²	.60 80°A	.75 80°B	.85 80°B	1.00 80°B	1.25 80°B	.60 80°A	.75 80°B	.85 80°B	1.00 80°B	1.25 80°B
Nozzle Riello 40 Series ³	.50 60°A	.60 60°A	.65 60°A	.85 80°B	1.00 80°B	.50 60°A	.60 60°A	.65 60°A	.85 80°B	1.00 80°B
Nozzle Carlin EZ-1 ²	.60 70°A	.75 70°A	.85 70°A	1.00 60°SS	1.25 60°SS	.60 70°A	.75 70°A	.85 70°A	1.00 60°SS	1.25 60°SS
Flue Size (inches)	6	6	6	6	6	6	6	6	6	6
AFUE Seasonal Efficiency	85.9%	85.4%	85.0%	85.0%	84.2%	85.9%	85.4%	85.0%	85.0%	82.3%
Filter Size	(2) 16 x 20	(2) 16 x 20	(2) 16 x 20	(2) - 16 x 20	(2) - 16 x 20	16 x 25	16 x 25	16 x 25	16 x 25	16 x 25
Blower Size	100-10T	100-10T	100-10T	100-10T	100-10T	100-10T	100-10T	100-10T	100-10T	100-10T
Blower Motor	3/4 4 Spd	3/4 4 Spd	3/4 4 Spd	3/4 4 Spd	3/4 4 Spd	3/4 4 Spd	3/4 4 Spd	3/4 4 Spd	3/4 4 Spd	3/4 4 Spd
Blower Motor Drive	Direct	Direct	Direct	Direct	Direct	Direct	Direct	Direct	Direct	Direct
Heating Ext. Static Pressure In. [kPa]	.2 [.05]	.2 [.05]	.2 [.05]	.2 [.05]	.2 [.05]	.2 [.05]	.2 [.05]	.2 [.05]	.2 [.05]	.2 [.05]
Max. Ext. Static Pressure In. [kPa]	.5 [.12]	.5 [.12]	.5 [.12]	.5 [.12]	.5 [.12]	.5 [.12]	.5 [.12]	.5 [.12]	.5 [.12]	.5 [.12]
Temperature Rise Range °F [°C]	50-75 [28-42]	50-75 [28-42]	50-75 [28-42]	50-75 [28-42]	50-75 [28-42]	50-75 [28-42]	50-75 [28-42]	50-75 [28-42]	50-75 [28-42]	50-75 [28-42]
Blower Motor Full Load Amps	9.2	9.2	9.2	9.2	9.2	9.2	9.2	9.2	9.2	9.2
Total Current	12.2	12.2	12.2	12.2	12.2	12.2	12.2	12.2	12.2	12.2
Minimum Circuit Ampacity	14.5	14.5	14.5	14.5	14.5	14.5	14.5	14.5	14.5	14.5
Shipping Wt.	323	323	323	362	362	298	298	298	347	347
DIMENSIONS										
Cabinet Height (A)	40	40	40	46	46	53-5/8	53-5/8	53-5/8	56-1/2	56-1/2
Cabinet Width (B)	20-1/4	20-1/4	20-1/4	25-1/8	25-1/8	22-1/4	22-1/4	22-1/4	25-1/2	25-1/2
Cabinet Depth (C)	47-1/2	47-1/2	47-1/2	53-5/8	53-5/8	33-1/8	33-1/8	33-1/8	38	38
Centerline Flue to Floor (D)	31-1/4	31-1/4	31-1/4	38-1/2	38-1/2	49-1/8	49-1/8	49-1/8	52-5/8	52-5/8
Centerline Flue to Side (E)	10-1/8	10-1/8	10-1/8	12-1/2	12-1/2	11-1/8	11-1/8	11-1/8	12-3/4	12-3/4
Warm Air Supply Depth (G)	17-1/2	17-1/2	17-1/2	21-1/2	21-1/2	19-3/4	19-3/4	19-3/4	23-3/8	23-3/8
Warm Air Supply Width (Ho)	18-1/4	18-1/4	18-1/4	22-7/8	22-7/8	20-1/2	20-1/2	20-1/2	23-3/4	23-3/4
Return Air Supply Width (Hr)	18-1/4	18-1/4	18-1/4	22-7/8	22-7/8	15	15	15	15	15
Return Air Supply Depth (J)	14	14	14	13-5/8	13-5/8	23-5/8	23-5/8	23-5/8	23-5/8	23-5/8

- Specify front or rear flue on Lowboy models.
- The pump pressure for the AFG and EZ-1 burner is set at 100 PSI.
- The pump pressure for the 40 series burners is set at 150 PSI.



ROLA (Lowboy)
MODELS



ROCA (Highboy)
MODELS

BLOWER PERFORMANCE DATA—HIGHBOY AND LOWBOY MODELS

Model	Lowboy ¹										Highboy									
	ROLA-070P					ROLA-115P					ROCA-070P					ROCA-115P				
Static Press. In. W.C. ² 1 ton = 400 CFM	0.2	0.5	0.2	0.5	0.2	0.5	0.2	0.5	0.2	0.5	0.2	0.5	0.2	0.5	0.2	0.5	0.2	0.5	0.2	0.5
CFM Hi Speed	1903	1661	1903	1661	1903	1661	2466	2072	2466	2072	1745	1480	1745	1480	1745	1480	2283	2007	2283	2007
CFM Med Hi Speed	1711	1485	1711	1485	1711	1485	2150	1859	2150	1859	1550	1343	1550	1343	1550	1343	2130	1832	2130	1832
CFM Med Lo Speed	1547	1355	1547	1355	1547	1355	1839	1610	1839	N/R	1376	1175	1376	1175	1376	N/R	1901	1644	1901	N/R
CFM Lo Speed	1399	1227	1399	1227	1399	N/R	1600	N/R	N/R	N/R	1250	1043	1250	N/R	1250	N/R	1717	1501	N/R	N/R

1. Specify front or rear flue on Lowboy models.
2. Additional Specifications available upon request.

GENERAL TERMS OF LIMITED WARRANTY

Manufacturer will furnish a replacement for any part of this product which fails in normal use and service within the applicable period stated here, in accordance with the terms of the limited warranty.

For Complete Details of the Limited Warranty, Including Applicable Terms and Conditions, See Your Local Installer or Contact the Manufacturer for a Copy.

Oil Heat Exchanger Limited Lifetime
 Any Other Part..... Five (5) Years

Before proceeding with installation, refer to installation instructions packaged with each model, as well as complying with all Federal, State, Provincial, and Local codes, regulations, and practices.

**Rheem Heating,
 Cooling and
 Water Heating**

P.O. Box 17010, Fort Smith, AR 72917



"In keeping with its policy of continuous progress and product improvement, Rheem reserves the right to make changes without notice."